


























2-PIPE FSV-EX ME2 Series HIGH EFFICIENCY COMBINATION MODEL

Appearance												
kW		22.4	28.0	33.5	40.0	45.0	50.0	56.0	61.5	68.0		
Model name		U-8ME2R8	U-10ME2R8	U-12ME2R8	U-14ME2R8	U-16ME2R8	U-8ME2R8 U-10ME2R8	U-10ME2R8 U-10ME2R8	U-10ME2R8 U-12ME2R8	U-12ME2R8 U-12ME2R8		
Power supply		400/415V, 3 phase - 50Hz										
Capacity	Cooling	kW	22.4	28.0	33.5	40.0	45.0	50.0	56.0	61.5	68.0	
		BTU/h	76,500	95,600	114,300	136,500	153,500	170,600	191,100	209,900	232,100	
EER / COP	Cooling	W/W	4.70	4.37	3.96	3.88	3.52	4.38	4.13	3.93		
	Heating	W/W	5.13	4.76	4.73	4.56	4.42	4.96	4.77	4.76	4.69	
Dimensions	H x W x D	mm	1,842 x 770 x 1,000	1,842 x 770 x 1,000	1,842 x 1,180 x 1,000	1,842 x 1,180 x 1,000	1,842 x 1,180 x 1,000	1,842 x 1,600 x 1,000	1,842 x 1,600 x 1,000	1,842 x 2,010 x 1,000	1,842 x 2,420 x 1,000	
Net weight		kg	220	220	270	315	315	440	440	490	540	
Electrical ratings	Cooling	Running current	A	7.40 / 7.14	10.2 / 9.80	13.0 / 12.5	16.5 / 15.9	20.1 / 19.4	17.3 / 16.6	20.3 / 19.6	23.1 / 22.3	26.6 / 25.6
		Power input	kW	4.77	6.41	8.47	10.3	12.8	11.0	12.8	14.9	17.3
	Heating	Running current	A	7.56 / 7.29	10.5 / 10.1	12.3 / 11.9	15.8 / 15.2	17.9 / 17.3	17.7 / 17.1	20.9 / 20.2	22.7 / 21.9	25.3 / 24.4
		Power input	kW	4.87	6.62	7.92	9.86	11.3	11.3	13.2	14.5	16.3
Starting current		A	1	1	1	2	2	2	2	2	2	
Air flow rate		m³/h	13,440	13,440	13,920	13,920	13,920	26,880	26,880	27,360	27,840	
		L/s	3,733	3,733	3,866	3,866	3,866	7,466	7,466	7,600	7,733	
Refrigerant amount at shipment		kg	11.1	11.1	11.3	11.3	11.3	22.2	22.2	22.4	22.6	
External static pressure		Pa	80	80	80	80	80	80	80	80	80	
Piping connections	Gas pipe	mm (inches)	Ø19.05 (Ø3/4)	Ø22.22 (Ø7/8)	Ø25.40 (Ø1)	Ø25.40 (Ø1)	Ø28.58 (Ø1-1/8)	Ø28.58 (Ø1-1/8)	Ø28.58 (Ø1-1/8)	Ø28.58 (Ø1-1/8)	Ø28.58 (Ø1-1/8)	
	Liquid pipe	mm (inches)	Ø9.52 (Ø3/8)	Ø9.52 (Ø3/8)	Ø12.70 (Ø1/2)	Ø12.70 (Ø1/2)	Ø12.70 (Ø1/2)	Ø15.88 (Ø5/8)	Ø15.88 (Ø5/8)	Ø15.88 (Ø5/8)	Ø15.88 (Ø5/8)	
	Balance pipe	mm (inches)	Ø6.35 (Ø1/4)	Ø6.35 (Ø1/4)	Ø6.35 (Ø1/4)	Ø6.35 (Ø1/4)	Ø6.35 (Ø1/4)	Ø6.35 (Ø1/4)	Ø6.35 (Ø1/4)	Ø6.35 (Ø1/4)	Ø6.35 (Ø1/4)	
Ambient temperature operating range			Cooling: -10°C (DB)~ +52°C (DB). Heating: -25°C (WB)~ +18°C (WB)									
Sound pressure level	Normal mode	dB (A)	54.0	56.0	59.0	60.0	61.0	58.5	59.0	61.0	62.0	
	Silent mode (2)	dB (A)	49.0	51.0	54.0	55.0	56.0	53.5	54.0	56.0	57.0	
Sound power level	Normal mode	dB	75.0	77.0	80.0	81.0	82.0	79.5	80.0	82.0	83.0	

Appearance															
kW		73.0	78.5	85.0	90.0	96.0	101.0	107.0	113.0	118.0	124.0	130.0	135.0		
Model name		U-10ME2R8 U-16ME2R8	U-12ME2R8 U-16ME2R8	U-14ME2R8 U-16ME2R8	U-16ME2R8 U-16ME2R8	U-10ME2R8 U-12ME2R8 U-12ME2R8	U-12ME2R8 U-12ME2R8 U-12ME2R8	U-10ME2R8 U-12ME2R8 U-16ME2R8	U-12ME2R8 U-12ME2R8 U-16ME2R8	U-10ME2R8 U-16ME2R8 U-16ME2R8	U-12ME2R8 U-16ME2R8 U-16ME2R8	U-14ME2R8 U-16ME2R8 U-16ME2R8	U-16ME2R8 U-16ME2R8 U-16ME2R8		
Power supply		400/415V, 3 phase - 50Hz													
Capacity	Cooling	kW	73.0	78.5	85.0	90.0	96.0	101.0	107.0	113.0	118.0	124.0	130.0	135.0	
		BTU/h	249,100	267,900	290,100	307,200	327,600	344,700	365,200	385,700	402,700	423,200	443,700	460,800	
EER / COP	Cooling	W/W	3.80	3.69	3.68	3.52	4.05	3.95	3.84	3.75	3.69	3.62	3.52		
	Heating	W/W	4.55	4.56	4.48	4.42	4.72	4.73	4.61	4.57	4.49	4.50	4.46	4.42	
Dimensions	H x W x D	mm	1,842 x 2,010 x 1,000	1,842 x 2,420 x 1,000	1,842 x 2,420 x 1,000	1,842 x 2,420 x 1,000	1,842 x 2,420 x 1,000	1,842 x 3,250 x 1,000	1,842 x 3,660 x 1,000	1,842 x 3,250 x 1,000	1,842 x 3,660 x 1,000	1,842 x 3,250 x 1,000	1,842 x 3,660 x 1,000	1,842 x 3,660 x 1,000	
Net weight		kg	535	585	630	630	760	810	805	855	850	900	945	945	
Electrical ratings	Cooling	Running current	A	30.1 / 29.0	33.1 / 31.9	36.6 / 35.3	40.2 / 38.7	36.8 / 35.5	39.3 / 37.9	43.8 / 42.2	46.7 / 45.0	50.2 / 48.4	53.2 / 51.3	56.9 / 54.9	60.2 / 58.1
		Power input	kW	19.2	21.3	23.1	25.6	23.7	25.6	27.9	30.1	32.0	34.3	35.9	38.4
	Heating	Running current	A	28.4 / 27.4	30.1 / 29.0	33.6 / 32.4	35.8 / 34.6	35.9 / 34.6	37.1 / 35.8	40.5 / 39.0	43.6 / 42.0	46.6 / 44.9	48.2 / 46.4	51.5 / 49.7	53.8 / 51.8
		Power input	kW	17.9	19.2	21.2	22.6	22.6	23.9	25.8	27.8	29.4	30.7	32.5	33.9
Starting current		A	3	3	4	4	3	3	4	4	5	5	6	6	
Air flow rate		m³/h	27,360	27,840	27,840	27,840	41,280	41,760	41,280	41,760	41,280	41,760	41,760	41,760	
		L/s	7,600	7,733	7,733	7,733	11,466	11,600	11,466	11,600	11,466	11,600	11,600	11,600	
Refrigerant amount at shipment		kg	22.4	22.6	22.6	22.6	33.7	33.7	33.9	33.7	33.9	33.9	33.9	33.9	
External static pressure		Pa	80	80	80	80	80	80	80	80	80	80	80		
Piping connections	Gas pipe	mm (inches)	Ø31.75 (Ø1-1/4)	Ø31.75 (Ø1-1/4)	Ø31.75 (Ø1-1/4)	Ø31.75 (Ø1-1/4)	Ø31.75 (Ø1-1/4)	Ø38.10 (Ø1-1/2)	Ø38.10 (Ø1-1/2)	Ø38.10 (Ø1-1/2)	Ø38.10 (Ø1-1/2)	Ø38.10 (Ø1-1/2)	Ø38.10 (Ø1-1/2)	Ø38.10 (Ø1-1/2)	
	Liquid pipe	mm (inches)	Ø19.05 (Ø3/4)	Ø19.05 (Ø3/4)	Ø19.05 (Ø3/4)	Ø19.05 (Ø3/4)	Ø19.05 (Ø3/4)	Ø19.05 (Ø3/4)	Ø19.05 (Ø3/4)	Ø19.05 (Ø3/4)	Ø19.05 (Ø3/4)	Ø19.05 (Ø3/4)	Ø19.05 (Ø3/4)	Ø19.05 (Ø3/4)	
	Balance pipe	mm (inches)	Ø6.35 (Ø1/4)	Ø6.35 (Ø1/4)	Ø6.35 (Ø1/4)	Ø6.35 (Ø1/4)	Ø6.35 (Ø1/4)	Ø6.35 (Ø1/4)	Ø6.35 (Ø1/4)	Ø6.35 (Ø1/4)	Ø6.35 (Ø1/4)	Ø6.35 (Ø1/4)	Ø6.35 (Ø1/4)	Ø6.35 (Ø1/4)	
Ambient temperature operating range			Cooling: -10°C (DB)~ +52°C (DB). Heating: -25°C (WB)~ +18°C (WB)												
Sound pressure level	Normal mode	dB (A)	62.5	63.5	63.5	64.0	63.0	64.0	64.0	64.5	65.0	65.5	65.5	66.0	
	Silent mode (2)	dB (A)	57.5	58.5	58.5	59.0	58.0	59.0	59.0	59.5	60.0	60.5	60.5	61.0	
Sound power level	Normal mode	dB	83.5	84.5	84.5	85.0	84.0	85.0	85.0	85.5	86.0	86.5	86.5	87.0	

Appearance											
HP		140.0	145.0	151.0	156.0	162.0	168.0	174.0	180.0		
Model name		U-10ME2R8 U-12ME2R8 U-12ME2R8 U-16ME2R8	U-12ME2R8 U-12ME2R8 U-12ME2R8 U-16ME2R8	U-10ME2R8 U-12ME2R8 U-16ME2R8 U-16ME2R8	U-12ME2R8 U-12ME2R8 U-16ME2R8 U-16ME2R8	U-10ME2R8 U-16ME2R8 U-16ME2R8 U-16ME2R8	U-12ME2R8 U-16ME2R8 U-16ME2R8 U-16ME2R8	U-14ME2R8 U-16ME2R8 U-16ME2R8 U-16ME2R8	U-16ME2R8 U-16ME2R8 U-16ME2R8 U-16ME2R8		
Power supply		400/415V, 3 phase - 50Hz									
Capacity	Cooling	kW	140.0	145.0	151.0	156.0	162.0	168.0	174.0	180.0	
		BTU/h	477,800	494,900	515,400	532,400	552,900	573,400	593,600	614,300	
EER / COP	Cooling	W/W	3.87	3.82	3.75	3.71	3.65	3.60	3.60	3.52	
	Heating	W/W	4.65	4.66	4.56	4.56	4.47	4.47	4.45	4.42	
Dimensions	H x W x D	mm	1,842 x 4,490 x 1,000	1,842 x 4,900 x 1,000	1,842 x 4,490 x 1,000	1,842 x 4,900 x 1,000	1,842 x 4,490 x 1,000	1,842 x 4,900 x 1,000	1,842 x 4,900 x 1,000	1,842 x 4,900 x 1,000	
Net weight		kg	1,075	1,125	1,120	1,170	1,165	1,215	1,260	1,260	
Electrical ratings	Cooling	Running current	A	56.2 / 54.2	59.0 / 56.8	63.2 / 60.9	65.3 / 63.0	69.7 / 67.1	73.3 / 70.6	75.8 / 73.0	80.3 / 77.4
		Power input	kW	36.2	38.0	40.3	42.1	44.4	46.7	48.3	51.2
	Heating	Running current	A	52.2 / 50.4	53.8 / 51.9	58.8 / 56.7	60.2 / 58.1	64.6 / 62.2	67.1 / 64.7	69.5 / 67.0	72.2 / 69.6
		Power input	kW	33.3	34.3	37.1	38.4	40.7	42.3	43.8	45.5
Starting current		A	5	5	6	6	7	7	8	8	
Air flow rate		m³/h	55,200	55,680	55,200	55,680	55,200	55,680	55,680	55,680	
		L/s	15,333	15,466	15,333	15,466	15,333	15,466	15,466	15,466	
Refrigerant amount at shipment		kg	45.0	45.2	45.0	45.2	45.0	45.2	45.2	45.2	
External static pressure		Pa	80	80	80	80	80	80	80	80	
Piping connections	Gas pipe	mm (inches)	Ø38.10 (Ø1-1/2)	Ø38.10 (Ø1-1/2)	Ø38.10 (Ø1-1/2)	Ø38.10 (Ø1-1/2)	Ø38.10 (Ø1-1/2)	Ø41.28 (Ø1-5/8)	Ø41.28 (Ø1-5/8)		
	Liquid pipe	mm (inches)	Ø19.05 (Ø3/4)	Ø19.05 (Ø3/4)	Ø19.05 (Ø3/4)	Ø19.05 (Ø3/4)	Ø19.05 (Ø3/4)	Ø19.05 (Ø3/4)	Ø19.05 (Ø3/4)		
	Balance pipe	mm (inches)	Ø6.35 (Ø1/4)	Ø6.35 (Ø1/4)	Ø6.35 (Ø1/4)	Ø6.35 (Ø1/4)	Ø6.35 (Ø1/4)	Ø6.35 (Ø1/4)	Ø6.35 (Ø1/4)		
Ambient temperature operating range			Cooling: -10°C (DB)~ +52°C (DB). Heating: -25°C (WB)~ +18°C (WB)								
Sound pressure level	Normal mode	dB (A)	65.5	66.0	66.0	66.5	66.5	67.0	67.0	67.0	
	Silent mode (2)	dB (A)	60.5	61.0	61.0	61.5	61.5	62.0	62.0	62.0	
Sound power level	Normal mode	dB	86.5	87.0	87.0	87.5	87.5	88.0	88.0	88.0	

GLOBAL REMARKS	Rated conditions:	Cooling	Heating
	Indoor air temperature	27°C DB / 19°C WB	20°C DB
	Outdoor air temperature	35°C DB	7°C DB / 6°C WB

* These specifications are subject to change without notice.
 ** High durable model (with suffix "E") has the same specifications.

2-PIPE FSV-EX ME2 Series SPACE SAVING COMBINATION MODEL

Appearance												
kW		22.4	28.0	33.5	40.0	45.0	50.0	56.0	61.5	68.0		
Model name		U-8ME2R8	U-10ME2R8	U-12ME2R8	U-14ME2R8	U-16ME2R8	U-18ME2R8	U-20ME2R8	U-10ME2R8 U-12ME2R8	U-12ME2R8 U-12ME2R8		
Power supply		400/415V, 3 phase - 50Hz										
Capacity	Cooling	kW	22.4	28.0	33.5	40.0	45.0	50.0	56.0	61.5	68.0	
		BTU/h	76,500	95,600	114,300	136,500	153,600	170,600	191,100	209,900	232,100	
EER / COP	Cooling	W/W	4.70	4.37	3.96	3.88	3.52	3.38	3.01	4.13	3.93	
	Heating	W/W	5.13	4.76	4.73	4.56	4.42	4.38	3.94	4.76	4.69	
Dimensions	H x W x D	mm	1,842 x 770 x 1,000	1,842 x 770 x 1,000	1,842 x 1,180 x 1,000	1,842 x 1,180 x 1,000	1,842 x 1,180 x 1,000	1,842 x 1,540 x 1,000	1,842 x 1,540 x 1,000	1,842 x 2,010 x 1,000	1,842 x 2,420 x 1,000	
Net weight		kg	220	220	270	315	315	375	375	490	540	
Electrical ratings	Cooling	Running current	A	7.40 / 7.14	10.2 / 9.80	13.0 / 12.5	16.5 / 15.9	20.1 / 19.4	23.0 / 22.1	28.3 / 27.2	23.1 / 22.3	26.6 / 25.6
		Power input	kW	4.77	6.41	8.47	10.3	12.8	14.8	18.6	14.9	17.3
	Heating	Running current	A	7.56 / 7.29	10.5 / 10.1	12.3 / 11.9	15.8 / 15.2	17.9 / 17.3	20.1 / 19.4	24.6 / 23.7	22.7 / 21.9	25.3 / 24.4
		Power input	kW	4.87	6.62	7.92	9.86	11.3	12.8	16.0	14.5	16.3
Starting current		A	1	1	1	2	2	2	2	2	2	
Air flow rate		m³/h	13,440	13,440	13,920	13,920	13,920	24,300	24,300	27,360	27,840	
		L/s	3,733	3,733	3,866	3,866	3,866	6,750	6,750	7,600	7,733	
Refrigerant amount at shipment		kg	11.1	11.1	11.3	11.3	11.0	11.0	22.4	22.6		
External static pressure		Pa	80	80	80	80	80	80	80	80	80	
Piping connections	Gas pipe	mm (inches)	Ø19.05 (Ø3/4)	Ø22.22 (Ø7/8)	Ø25.40 (Ø1)	Ø25.40 (Ø1)	Ø28.58 (Ø1-1/8)	Ø28.58 (Ø1-1/8)	Ø28.58 (Ø1-1/8)	Ø28.58 (Ø1-1/8)	Ø28.58 (Ø1-1/8)	
	Liquid pipe	mm (inches)	Ø9.52 (Ø3/8)	Ø9.52 (Ø3/8)	Ø12.70 (Ø1/2)	Ø12.70 (Ø1/2)	Ø12.70 (Ø1/2)	Ø15.88 (Ø5/8)	Ø15.88 (Ø5/8)	Ø15.88 (Ø5/8)	Ø15.88 (Ø5/8)	
	Balance pipe	mm (inches)	Ø6.35 (Ø1/4)	Ø6.35 (Ø1/4)	Ø6.35 (Ø1/4)	Ø6.35 (Ø1/4)	Ø6.35 (Ø1/4)	Ø6.35 (Ø1/4)	Ø6.35 (Ø1/4)	Ø6.35 (Ø1/4)	Ø6.35 (Ø1/4)	
Ambient temperature operating range			Cooling: -10°C (DB)~ +52°C (DB); Heating: -25°C (WB)~ +18°C (WB)									
Sound pressure level	Normal mode	dB (A)	54.0	56.0	59.0	60.0	61.0	59.0	60.0	61.0	62.0	
	Silent mode (2)	dB (A)	49.0	51.0	54.0	55.0	56.0	54.0	55.0	56.0	57.0	
Sound power level	Normal mode	dB	75.0	77.0	80.0	81.0	82.0	80.0	81.0	82.0	83.0	



Appearance															
kW	73.0	78.5	85.0	90.0	96.0	101.0	107.0	113.0	118.0	124.0	130.0	135.0			
Model name	U-10ME2R8 U-16ME2R8	U-12ME2R8 U-16ME2R8	U-14ME2R8 U-16ME2R8	U-16ME2R8 U-16ME2R8	U-14ME2R8 U-20ME2R8	U-16ME2R8 U-20ME2R8	U-18ME2R8 U-20ME2R8	U-20ME2R8 U-20ME2R8	U-10ME2R8 U-16ME2R8 U-16ME2R8	U-12ME2R8 U-16ME2R8 U-16ME2R8	U-14ME2R8 U-16ME2R8 U-16ME2R8	U-16ME2R8 U-16ME2R8 U-16ME2R8			
Power supply	400/415V, 3 phase - 50Hz														
Capacity	Cooling	kW	73.0	78.5	85.0	90.0	96.0	101.0	107.0	113.0	118.0	124.0	130.0	135.0	
		BTU/h	249,100	267,900	290,100	307,200	327,600	344,700	365,200	385,700	402,700	423,200	443,700	460,800	
EER / COP	Cooling	W/W	81.5	87.5	95.0	100.0	108.0	113.0	119.0	127.0	132.0	138.0	145.0	150.0	
	Heating	W/W	278,200	298,600	324,200	341,300	368,600	385,700	406,100	433,400	450,500	471,000	494,900	511,900	
Dimensions	H x W x D	mm	1,842 x 2,010 x 1,000	1,842 x 2,420 x 1,000	1,842 x 2,420 x 1,000	1,842 x 2,420 x 1,000	1,842 x 2,780 x 1,000	1,842 x 2,780 x 1,000	1,842 x 3,140 x 1,000	1,842 x 3,140 x 1,000	1,842 x 3,250 x 1,000	1,842 x 3,660 x 1,000	1,842 x 3,660 x 1,000	1,842 x 3,660 x 1,000	
Net weight		kg	535	585	630	630	690	690	750	750	850	900	945	945	
Electrical ratings	Cooling	Running current	A	30.1 / 29.0	33.1 / 31.9	36.6 / 35.3	40.2 / 38.7	44.9 / 43.2	48.2 / 46.5	52.1 / 50.2	57.3 / 55.2	50.2 / 48.4	53.2 / 51.3	56.9 / 54.9	60.2 / 58.1
		Power input	kW	19.2	21.3	23.1	25.6	28.9	31.4	33.9	37.7	32.0	34.3	35.9	38.4
	Heating	Running current	A	28.4 / 27.4	30.1 / 29.0	33.6 / 32.4	35.8 / 34.6	40.6 / 39.2	42.4 / 40.8	44.7 / 43.1	49.8 / 48.0	46.6 / 44.9	48.2 / 46.4	51.5 / 49.7	53.8 / 51.8
		Power input	kW	17.9	19.2	21.2	22.6	25.9	27.3	28.8	32.4	29.4	30.7	32.5	33.9
Starting current		A	3	3	4	4	4	4	4	4	5	5	6	6	
Air flow rate		m³/h	27,360	27,840	27,840	27,840	38,220	38,220	48,600	48,600	41,280	41,760	41,760	41,760	
		L/s	7,600	7,733	7,733	7,733	10,616	10,616	13,500	13,500	11,466	11,600	11,600	11,600	
Refrigerant amount at shipment		kg	22.4	22.6	22.6	22.6	22.6	22.6	22.6	22.6	33.7	33.9	33.9	33.9	
External static pressure		Pa	80	80	80	80	80	80	80	80	80	80	80	80	
Piping connections	Gas pipe	mm (inches)	Ø31.75 (Ø1-1/4)	Ø31.75 (Ø1-1/4)	Ø31.75 (Ø1-1/4)	Ø31.75 (Ø1-1/4)	Ø31.75 (Ø1-1/4)	Ø31.75 (Ø1-1/4)	Ø38.10 (Ø1-1/2)	Ø38.10 (Ø1-1/2)	Ø38.10 (Ø1-1/2)	Ø38.10 (Ø1-1/2)	Ø38.10 (Ø1-1/2)	Ø38.10 (Ø1-1/2)	
	Liquid pipe	mm (inches)	Ø19.05 (Ø3/4)	Ø19.05 (Ø3/4)	Ø19.05 (Ø3/4)	Ø19.05 (Ø3/4)	Ø19.05 (Ø3/4)	Ø19.05 (Ø3/4)	Ø19.05 (Ø3/4)	Ø19.05 (Ø3/4)	Ø19.05 (Ø3/4)	Ø19.05 (Ø3/4)	Ø19.05 (Ø3/4)	Ø19.05 (Ø3/4)	
	Balance pipe	mm (inches)	Ø6.35 (Ø1/4)	Ø6.35 (Ø1/4)	Ø6.35 (Ø1/4)	Ø6.35 (Ø1/4)	Ø6.35 (Ø1/4)	Ø6.35 (Ø1/4)	Ø6.35 (Ø1/4)	Ø6.35 (Ø1/4)	Ø6.35 (Ø1/4)	Ø6.35 (Ø1/4)	Ø6.35 (Ø1/4)	Ø6.35 (Ø1/4)	
Ambient temperature operating range			Cooling: -10°C (DB)~ +52°C (DB); Heating: -25°C (WB)~ +18°C (WB)												
Sound pressure level	Normal mode	dB (A)	62.5	63.5	63.5	64.0	63.0	63.5	62.5	63.0	65.0	65.5	65.5	66.0	
	Silent mode (2)	dB (A)	57.5	58.5	58.5	59.0	58.0	58.5	57.5	58.0	60.0	60.5	60.5	61.0	
Sound power level	Normal mode	dB	83.5	84.5	84.5	85.0	84.0	84.5	83.5	84.0	86.0	86.5	86.5	87.0	

Appearance												
kW		140.0	145.0	151.0	156.0	162.0	168.0	174.0	180.0	185.0		
Model name		U-14ME2R8 U-16ME2R8 U-20ME2R8	U-16ME2R8 U-16ME2R8 U-20ME2R8	U-14ME2R8 U-20ME2R8 U-20ME2R8	U-16ME2R8 U-16ME2R8 U-20ME2R8	U-18ME2R8 U-20ME2R8 U-20ME2R8	U-20ME2R8 U-20ME2R8 U-20ME2R8	U-14ME2R8 U-16ME2R8 U-16ME2R8	U-16ME2R8 U-16ME2R8 U-16ME2R8	U-10ME2R8 U-16ME2R8 U-20ME2R8	U-16ME2R8 U-20ME2R8 U-20ME2R8	
Power supply		400/415V, 3 phase - 50Hz										
Capacity	Cooling	kW	140.0	145.0	151.0	156.0	162.0	168.0	174.0	180.0	185.0	
		BTU/h	477,800	494,900	515,400	532,400	552,900	573,400	593,900	614,300	631,400	
EER / COP	Cooling	W/W	3.39	3.32	3.21	3.15	3.12	3.01	3.60	3.52	3.28	
	Heating	W/W	4.29	4.27	4.11	4.08	4.06	3.94	4.45	4.42	4.16	
Dimensions	H x W x D	mm	1,842 x 4,020 x 1,000	1,842 x 4,020 x 1,000	1,842 x 4,380 x 1,000	1,842 x 4,380 x 1,000	1,842 x 4,740 x 1,000	1,842 x 4,740 x 1,000	1,842 x 4,900 x 1,000	1,842 x 4,900 x 1,000	1,842 x 5,210 x 1,000	
Net weight		kg	1,005	1,005	1,065	1,065	1,125	1,125	1,260	1,260	1,285	
Electrical ratings	Cooling	Running current	A	64.1 / 61.8	67.8 / 65.4	72.2 / 69.6	76.0 / 73.3	79.8 / 77.0	84.8 / 81.7	80.3 / 77.4	86.6 / 83.5	
		Power input	kW	41.3	43.7	47.0	49.5	52.0	55.8	48.3	51.2	56.4
	Heating	Running current	A	56.6 / 54.6	58.8 / 56.7	63.8 / 61.5	66.6 / 64.2	69.5 / 67.0	73.7 / 71.0	69.5 / 67.0	72.2 / 69.6	77.1 / 74.3
		Power input	kW	36.1	37.5	41.1	42.9	44.8	48.0	43.8	45.5	49.7
Starting current		A	6	6	6	6	6	8	8	7		
Air flow rate		m³/h	52,140	52,140	62,520	62,520	72,900	72,900	55,680	55,680	75,960	
		L/s	14,483	14,483	17,366	17,366	20,250	20,250	15,466	15,466	21,100	
Refrigerant amount at shipment		kg	33.6	33.6	33.3	33.3	33.0	33.0	45.2	45.2	44.4	
External static pressure		Pa	80	80	80	80	80	80	80	80	80	
Piping connections	Gas pipe	mm (inches)	Ø38.10 (Ø1-1/2)	Ø38.10 (Ø1-1/2)	Ø38.10 (Ø1-1/2)	Ø38.10 (Ø1-1/2)	Ø38.10 (Ø1-1/2)	Ø41.28 (Ø1-5/8)	Ø41.28 (Ø1-5/8)	Ø41.28 (Ø1-5/8)	Ø41.28 (Ø1-5/8)	
	Liquid pipe	mm (inches)	Ø19.05 (Ø3/4)	Ø19.05 (Ø3/4)	Ø19.05 (Ø3/4)	Ø19.05 (Ø3/4)	Ø19.05 (Ø3/4)	Ø19.05 (Ø3/4)	Ø19.05 (Ø3/4)	Ø19.05 (Ø3/4)	Ø19.05 (Ø3/4)	
	Balance pipe	mm (inches)	Ø6.35 (Ø1/4)	Ø6.35 (Ø1/4)	Ø6.35 (Ø1/4)	Ø6.35 (Ø1/4)	Ø6.35 (Ø1/4)	Ø6.35 (Ø1/4)	Ø6.35 (Ø1/4)	Ø6.35 (Ø1/4)	Ø6.35 (Ø1/4)	
Ambient temperature operating range			Cooling: -10°C (DB)~ +52°C (DB); Heating: -25°C (WB)~ +18°C (WB)									
Sound pressure level	Normal mode	dB (A)	65.5	65.5	65.0	65.5	64.5	65.0	67.0	67.0	66.0	
	Silent mode (2)	dB (A)	60.5	60.5	60.0	60.5	59.5	60.0	62.0	62.0	61.0	
Sound power level	Normal mode	dB	86.5	86.5	86.0	86.5	85.5	86.0	88.0	88.0	87.0	

Appearance	
------------	--

2-PIPE FSV-EX ME2 Series **SPACE SAVING COMBINATION MODEL**

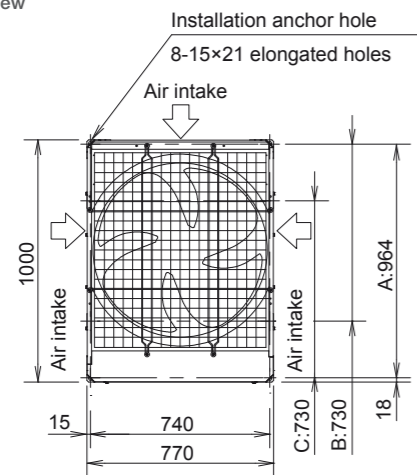


22.4 / 28.0kW

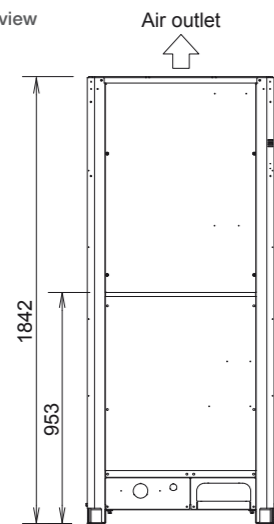
According to the installation site, you may choose the setting position in the depth direction of the anchor bolt from A, B or C.

- A: (Installation hole pitch) For removing pipe forward
- B: (Installation hole pitch) For removing the pipe downward
- C: (Installation hole pitch)

Top view



Front view



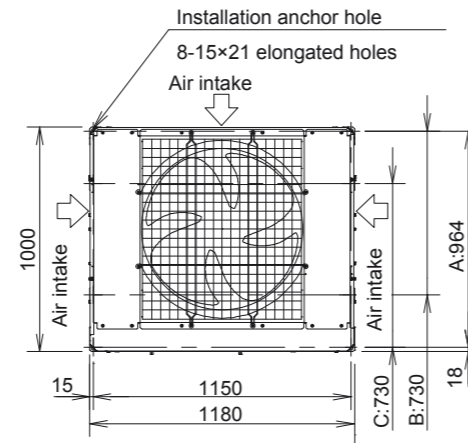
unit: mm

22.4 / 28.0 / 33.5 / 40.0 / 45.0kW

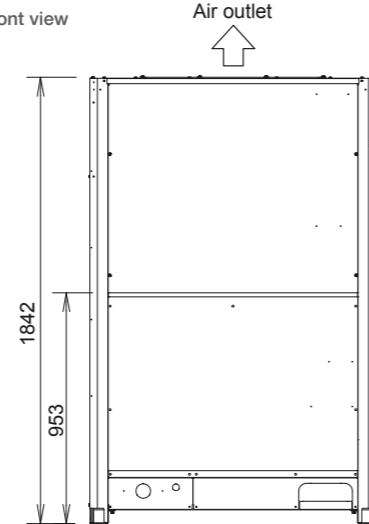
According to the installation site, you may choose the setting position in the depth direction of the anchor bolt from A, B or C.

- A: (Installation hole pitch) For removing pipe forward
- B: (Installation hole pitch) For removing the pipe downward
- C: (Installation hole pitch)

Top view



Front view



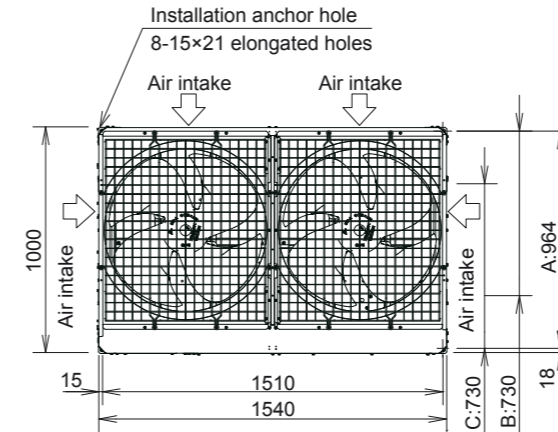
unit: mm

50.0 / 56.0kW

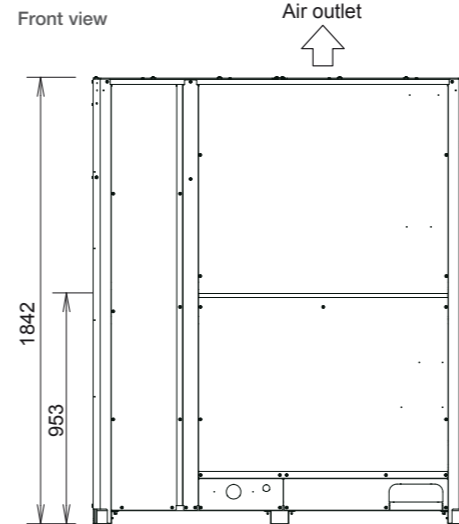
According to the installation site, you may choose the setting position in the depth direction of the anchor bolt from A, B or C.

- A: (Installation hole pitch) For removing pipe forward
- B: (Installation hole pitch) For removing the pipe downward
- C: (Installation hole pitch)

Top view



Front view



unit: mm