

2-PIPE Mini-VRF LZ2 Series

kW		12.1		12.1		14.0		14.0		15.5		15.5	
Model name		U-4LZ2E5		U-4LZ2E8		U-5LZ2E5		U-5LZ2E8		U-6LZ2E5		U-6LZ2E8	
Power supply		230/240V/1-phase/50Hz		400/415V/3-phase/50Hz		230/240V/1-phase/50Hz		400/415V/3-phase/50Hz		230/240V/1-phase/50Hz		400/415V/3-phase/50Hz	
Voltage		230V	240V	400V	415V	230V	240V	400V	415V	230V	240V	400V	415V
Capacity	Cooling	kW		12.1		12.1		14.0		14.0		15.5	
		BTU/h		41,300		41,300		47,800		47,800		52,900	
Heating		kW		12.5		12.5		16.0		16.0		16.5	
		BTU/h		42,700		42,700		54,600		54,600		56,300	
EER/COP	Cooling	W/W		4.53		4.53		4.12		4.12		3.88	
	Heating	W/W		5.27		5.27		4.71		4.71		4.42	
Dimensions (H/W/D)		mm		996 x 980 x 370		996 x 980 x 370		996 x 980 x 370		996 x 980 x 370		996 x 980 x 370	
Net weight		kg		94		94		94		94		94	
Electrical ratings	Cooling	Running current	A	12.80	12.20	4.15	4.00	16.20	15.50	5.23	5.04	17.70	18.00
		Power input	kW	2.67		2.67		3.40		3.40		4.00	
	Heating	Running current	A	11.40	11.00	3.71	3.58	16.20	15.20	5.22	5.03	17.71	17.00
		Power input	kW	2.37		2.37		3.40		3.40		3.73	
Starting current		A		1		1		1		1		1	
Air flow rate		m³/h		4,140		4,140		4,320		4,320		4,440	
		L/s		1,150		1,150		1,200		1,200		1,233	
Refrigerant amount at shipment		kg		R32 2.7		R32 2.7		R32 2.7		R32 2.7		R32 2.7	
Piping connection	Gas pipe	mm (inches)		Ø15.88 (Ø5/8)		Ø15.88 (Ø5/8)		Ø15.88 (Ø5/8)		Ø15.88 (Ø5/8)		Ø15.88 (Ø5/8)	
	Liquid pipe	mm (inches)		Ø9.52 (Ø3/8)		Ø9.52 (Ø3/8)		Ø9.52 (Ø3/8)		Ø9.52 (Ø3/8)		Ø9.52 (Ø3/8)	
Ambient temperature operating range				Cooling:-10°CDB~+52°CDB, Heating:-20°CWB~+18°CWB		Cooling:-10°CDB~+52°CDB, Heating:-20°CWB~+18°CWB		Cooling:-10°CDB~+52°CDB, Heating:-20°CWB~+18°CWB		Cooling:-10°CDB~+52°CDB, Heating:-20°CWB~+18°CWB		Cooling:-10°CDB~+52°CDB, Heating:-20°CWB~+18°CWB	
Sound pressure level (Cooling)	Normal mode	dB(A)		52.0		52.0		53.0		53.0		54.0	
	Silent mode(1/2/3/4)	dB(A)		49.0/47.0/45.0/45.0		49.0/47.0/45.0/45.0		50.0/48.0/46.0/45.0		50.0/48.0/46.0/45.0		51.0/49.0/47.0/45.0	
Sound power level (Cooling)		Normal mode		dB		69.0		70.0		70.0		72.0	

Global remarks	Rated conditions:		Cooling	Heating
	Indoor air temperature		27°C DB / 19°C WB	20°C DB
	Outdoor air temperature		35°C DB	7°C DB / 6°C WB

These specifications are subject to change without notice.
High durable model (with suffix "E") has same specifications.

2-PIPE Mini-VRF LZ2 Series

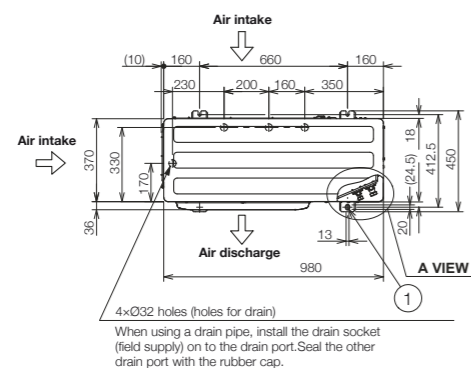
kW		22.4		28.0	
Model name		U-8LZ2E8		U-10LZ2E8	
Power supply		400/415V/3-phase/50Hz			
Voltage		400V		415V	
Capacity	Cooling	kW		22.4	
		BTU/h		76,500	
Heating		kW		25.0	
		BTU/h		85,300	
EER/COP	Cooling	W/W		3.84	
	Heating	W/W		4.30	
Dimensions (H/W/D)		mm			
Net weight		kg			
Electrical ratings	Cooling	Running current	A	9.25	8.91
		Power input	kW	5.83	
	Heating	Running current	A	9.32	8.98
		Power input	kW	5.81	
Starting current		A		1	
Air flow rate		m³/h		9,480	
		L/s		2,633	
Refrigerant amount at shipment		kg		R32 4.9	
Piping connection	Gas pipe	mm (inches)		Ø19.05 (Ø3/4)	
	Liquid pipe	mm (inches)		Ø9.52 (Ø3/8)	
Ambient temperature operating range		Cooling:-10°CDB~+52°CDB, Heating:-20°CWB~+18°CWB			
Sound pressure level (Cooling)	Normal mode	dB(A)		59.0	
	Silent mode(1/2/3/4)	dB(A)		56.0/54.0/52.0/50.0	
Sound power level (Cooling)		Normal mode		dB	

Global remarks	Rated conditions:		Cooling	Heating
	Indoor air temperature		27°C DB / 19°C WB	20°C DB
	Outdoor air temperature		35°C DB	7°C DB / 6°C WB

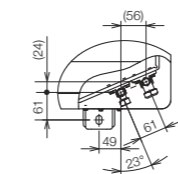
These specifications are subject to change without notice.
High durable model (with suffix "E") has same specifications.

Dimensions

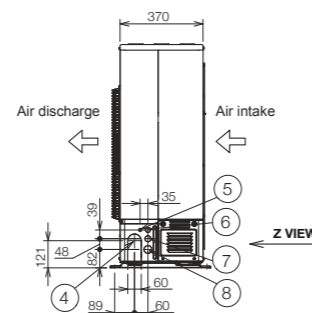
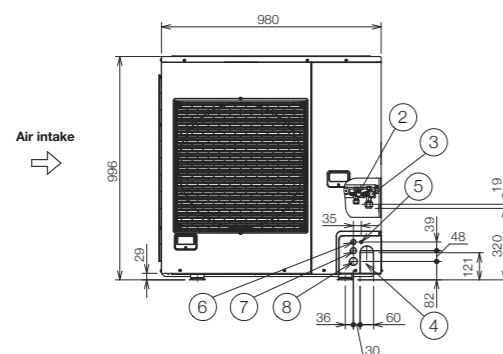
U-4LZ2E5 / U-4LZ2E8
U-5LZ2E5 / U-5LZ2E8
U-6LZ2E5 / U-6LZ2E8



- ① Mounting hole (4-R6.5), anchor bolt : M10
- ② Refrigerant tubing (liquid tube), flared connection (Ø9.52)
- ③ Refrigerant tubing (gas tube), flared connection (Ø15.88)
- ④ Refrigerant tubing port
- ⑤ Electrical wiring port (Ø13)
- ⑥ Electrical wiring port (Ø22)
- ⑦ Electrical wiring port (Ø27)
- ⑧ Electrical wiring port (Ø35)



A VIEW

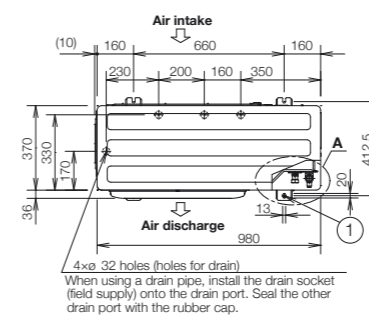


Z VIEW

Unit: mm

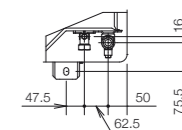
Dimensions

U-8LZ2E8 / U-10LZ2E8

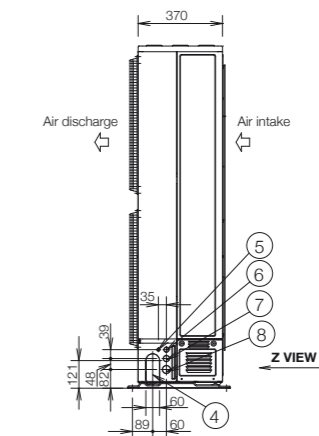
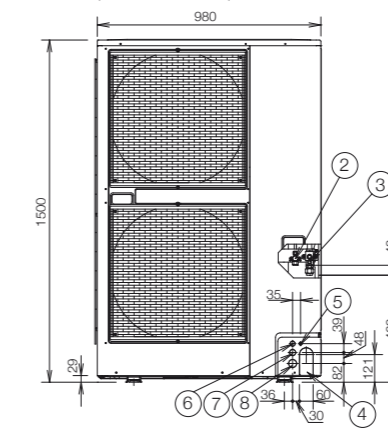


- ① Mounting hole (4-R6.5), anchor bolt : M10
- ② Refrigerant tubing (liquid tube), flared connection (ø9.52)
- ③ Refrigerant tubing (gas tube), flared connection (ø19.05)
- ④ Refrigerant tubing port
- ⑤ Electrical wiring port (ø13)
- ⑥ Electrical wiring port (ø22)
- ⑦ Electrical wiring port (ø27)
- ⑧ Electrical wiring port (ø35)

For U-10LZ2E8
The tubing of the gas main has a diameter of ø22.22, but the connection to the service valve of the outdoor unit has a diameter of ø19.05, so a flare has to be used. Consequently, be sure to use the enclosed joint tube B and joint tube A in making connections (braze).



A VIEW



Z VIEW

Unit: mm