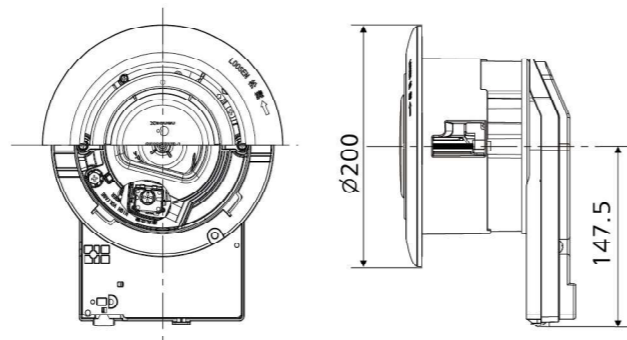


DIMENSION
Unit : mm



FV-15CSD1

- nanoe™ X Purification
- Silent Operation
- Low Power Consumption
- Easy Installation
- Contemporary Design
- Compact Size

SPECIFICATION

Model	Voltage		Air Volume		Consumption [W]	Noise [dB(A)]	Weight [kg]
	[V]	[Hz]	[m³/h]	[CFM]			
FV-15CSD1	220	50	15	8.8	4	23.5	1.1
	230	50	16	9.4	4	25.5	
	240	50	17	10	4	27	

- The value of air volume, power consumption and noise are specified at static pressure 0 Pa.
- The value of air volume is the mean value and a tolerance of ±10% is allowed.
- The value of noise level is A weight average sound pressure level, the mean value is measured by our company. A tolerance of +3dB/-7dB is allowed. The noise is measured at 1m apart from the left, the front and the below of the product.

Condition for generating nanoe™ X

- Room temperature : about 5°C ~ 40°C (Dew point temperature more than 2°C)
- Relative humidity : about 30% ~ 85%

nanoe™ X is generated using the air in the room, and its amount is subject to the temperature and humidity.

DISCLAIMER

- Data provided regarding the effectiveness of nanoe™ X and nanoe™ have been obtained through experiments under special conditions using devices which generate electrostatic atomized water, and have not been tested through commercial products with the devices incorporated in them.
- Deodorization effect varies according to the environment (temperature and humidity), operation time, odor, and fabric types. It does not eliminate toxic substances in cigarettes (carbon monoxide, etc.). Odors that are continuously generated (e.g. building material odors and pet odors) are not completely eliminated. Results may vary based on usage, and seasonal/environmental variables (temperature and humidity). nanoe™ X and nanoe™ inhibit activity or growth of viruses, but do not prevent infection.
- Individual results may vary based on usage, and environmental variables (temperature and humidity).



Deodorization Inhibiting Bacteria, Virus, Mold & Allergen

Refresh Indoor Air for Your Comfort Always

In our daily life, there are various odors and smells generated from indoor activities that may affect our comfort. Also, the pollutants we brought in from outdoor may have inverse impacts to the residents, while the mold grow fast in humid seasons would cause allergic problems to some individuals.



Body Odor



Tobacco Smell



Bacteria



Pollen



Food Smell



Mold



Viruses



Garbage Odor

Purify the indoor air with the unique nanoe™ X technology by Air-e (nanoe™ generator)



Walk-in Closet



Shoe Cloakroom




Changing Room



Living Room



Dining Area



Bedroom



Guest Room



Rest Room



Elderly House



Meeting Room



Nursery



Reception

What is nanoe™ ?

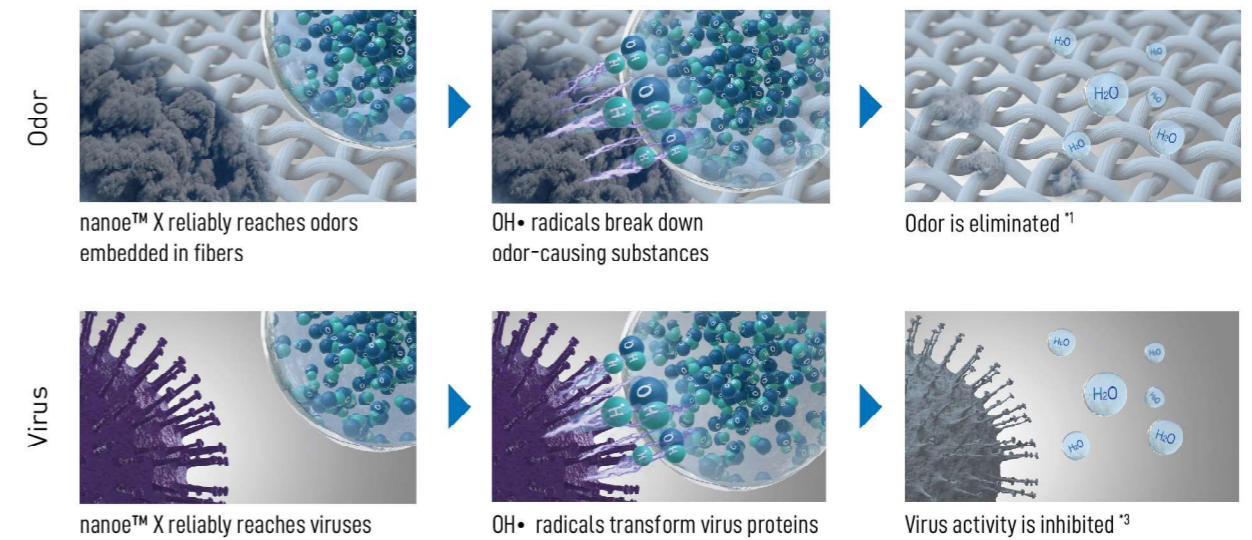
nanoe™ = nano-technology + electric

nanoe™ are long-life water-wrapped capsules with plentiful Hydroxide (OH•) radicals created from water molecules. Their sizes are only 5-20nm that can penetrate the fabrics thoroughly and reach in far corners to absorb viruses and allergens.

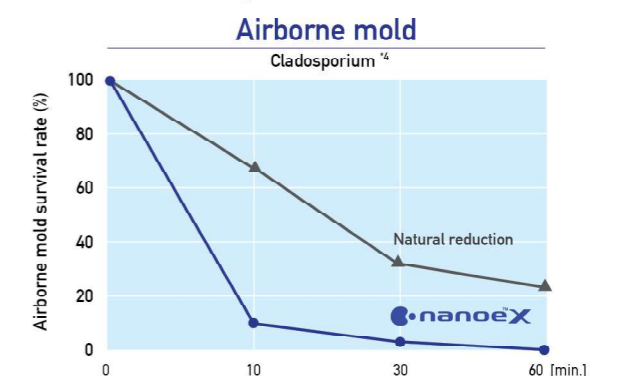
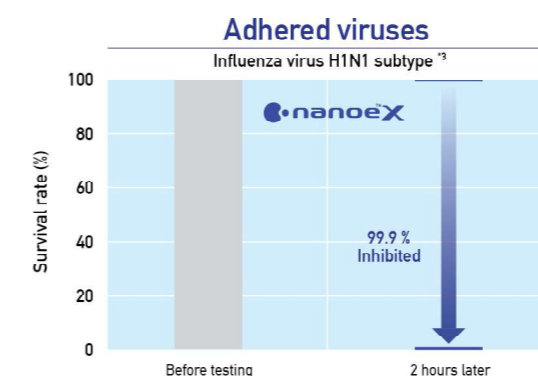
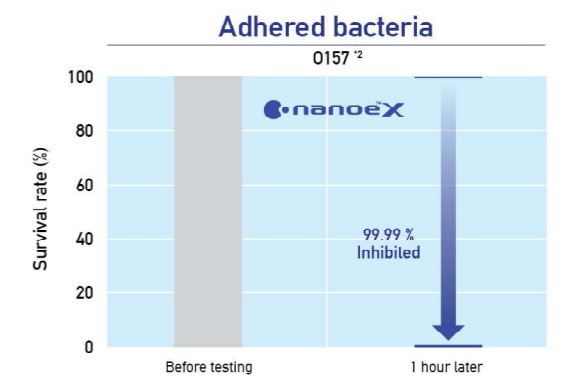
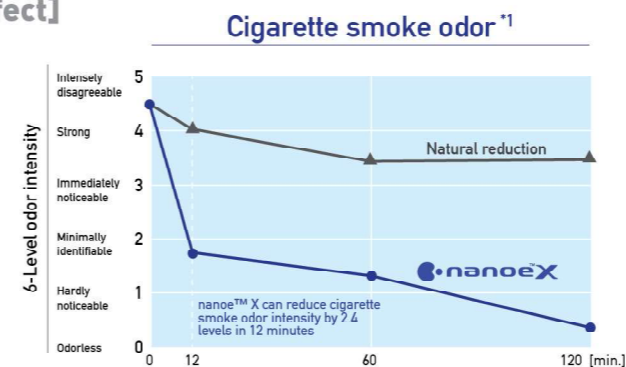
nanoe™ X device generates 4.8 trillion of OH• radicals per second that is 10 times to nanoe™ device. OH• radical possesses the characteristics of inhibiting viruses, bacteria, odors and allergens, by removing hydrogen (H) from them. The more the OH• radical, the higher effectiveness of anti-virus power.

1 nm (nanometer) = 0.000000001 m (one billionth of meter)

How nanoe™ X inhibit pollutants?



[Effect]



¹ <Cigarette smoke odor> [Test organization] Panasonic Product Analysis Center [Test method] Verified using the 6-level odor intensity scale method in an approximately 23m³ sized test room [Test method] nanoe™ released [Test substance] Surface-attached cigarette smoke odor [Test result] Odor intensity reduced by 2.4 levels in 12 min. (4AA33-160615-N04)
² <Adhered bacteria (O157)> [Test organization] Japan Food Research Laboratories [Test method] Measured the number of bacteria adhered to a cloth in an approximately 45L sized airtight test room [Test method] nanoe™ released [Test substance] Adhered bacteria [Test result] Inhibited by at least 99.99% in 1 hour (208120880_001)
³ <Adhered virus (Influenza virus H1N1 subtype)> [Test organization] Kitasato Research Center for Environmental Science [Test method] Measured the number of virus adhered to a cloth in an approximately 1m³ sized airtight test room [Test method] nanoe™ released [Test substance] Adhered virus [Test result] Inhibited by at least 99.9% in 2 hours (21_0084_1)
⁴ <Airborne mold (Cladosporium)> [Test organization] Japan Food Research Laboratories [Test method] Measured the number of mold altered in an approximately 23m³ sized test room [Test method] nanoe™ released [Test substance] Airborne mold [Test result] Inhibited by at least 99% in 1 hour (205061541-001)