

Panasonic®

Arahan Pengendalian & Pemasangan

Mesin Basuh dan Pengering
(Penggunaan Rumah)

No. Model **NA-S157FW1**



Penting untuk membaca arahan ini.

MY

Terima kasih kerana membeli produk ini.

- Untuk mendapatkan prestasi dan keselamatan yang optimum, sila baca arahan ini dengan teliti sebelum menggunakan.
- Simpan manual ini untuk rujukan pada masa akan datang.

Kandungan

Langkah Berjaga-jaga Keselamatan	2	
Memeriksa Mesin Anda	7	
Sebelum Mencuci/Mengering	8	
Panel Kawalan	10	
Detergen	12	
Auto Dose (Auto Dos)	14	
Mencuci & Mengering	16	
Senarai Program	18	
Butiran Program	20	
Tip Mencuci & Mengering	22	
Mengubah Tetapan Proses	24	
Mengubah Tetapan Mesin	30	
Penyenggaraan	31	
Untuk Hasil yang Lebih Baik	36	
Penyelesaian Masalah	37	
Paparan Ralat	44	
Pemasangan	Memilih Lokasi yang Betul	46
	Memindah dan Memasang	47
	Menyambung Hos	49
	Memandu Uji	51
	Panasonic SmartApp+	52
Spesifikasi	71	



AWW9901CGEC0-0C0

Langkah Berjaga-jaga Keselamatan

AMARAN

Boleh menyebabkan kecederaan serius atau kematian

Kanak-kanak tidak boleh menggunakannya keseorangan.



- Perlengkapan ini bukan untuk kegunaan individu (termasuk kanak-kanak) yang kurang keupayaan fizikal, deria atau mental, atau kurang pengalaman atau pengetahuan, kecuali jika mereka telah diberikan penyeliaan atau arahan berkaitan penggunaan perlengkapan ini oleh individu yang bertanggungjawab keatas keselamatan mereka.
- Kanak-kanak harus diperhatikan untuk memastikan yang mereka tidak bermain dengan perlengkapan ini.

Menetapkan Kunci Kanak-kanak. (Hlm. 30)



Buka



Tekan
5 saat.

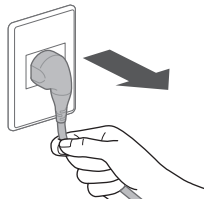


Boleh menyebabkan api atau kejutan elektrik

Jangan sentuh dengan tangan yang basah.



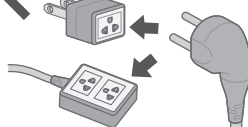
Jangan pegang atau tarik kabel.



Jangan guna.

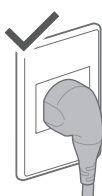


Penyesuai palam



Perentas pemanjangan

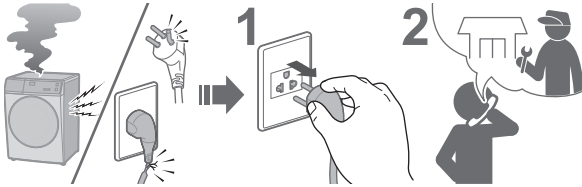
Masukkan sepenuhnya.




Rosak

- Jika kord kuasa rosak, ia mesti diganti oleh pengilang, wakil servisnya, atau orang yang berkelayakan bagi mengelakkan bahaya.

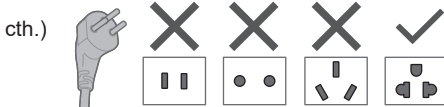
Jika kegagalan dan rusak pada kabel kord kuasa, berhenti menggunakan dan hubungi juruteknik elektrik.



Masukkan palam dengan kemas. Hubungi juruteknik elektrik untuk soket baharu.

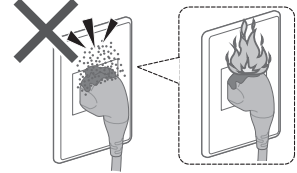


Gunakan soket yang bersesuaian untuk peralatan ini.



- Bentuk palam, bentuk soket dan keperluan kadaran adalah berlainan mengikut rantau.

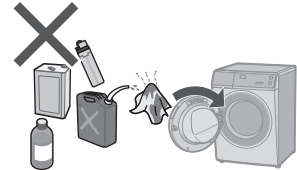
Habuk yang terkumpul boleh menyebabkan kebakaran.



Lap palam kuasa secara berkala.



Jauhkan daripada bahan mudah terbakar.



Boleh menyebabkan kegagalan

Jangan buka, baiki atau ubah suai mesin ini sendiri.



Apabila menggunakan aplikasi "Panasonic SmartApp+"

(Punca kerosakan akibat gelombang radio dari perkakas)

- Jauhkan sekurang-kurangnya 15 cm dari bahagian pelekap perentak jantung.
- Jauhkan daripada peralatan perubatan dan peralatan kawalan automatik (pintu automatik, penggera kebakaran, dsb.).

Langkah Berjaga-jaga Keselamatan (sambungan)

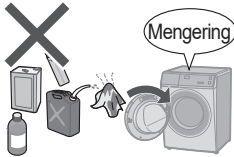


AMARAN

Boleh menyebabkan kebakaran

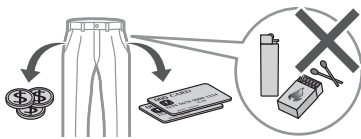
(Untuk penggunaan pengering dengan selamat)

Jangan keringkan pakaian yang dikotori bahan mudah terbakar.




- Pakaian yang kotor kerana bahan-bahan seperti minyak masak, aseton, alkohol, petrol, minyak tanah, penghilang noda, turpentin, lilin, penghilang lilin dan minyak kosmetik tidak boleh dikeringkan di dalam mesin walaupun selepas dibasuh.

Kosongkan semua poket.



- Pastikan tiada objek yang tersisa di dalam poket. Beri perhatian khusus kepada pemetik api dan gores api. Barang-barang tersebut boleh mengakibatkan kebakaran.

Jangan keringkan item diperbuat daripada getah dll.



- Barang-barang seperti getah buih (busa lateks), topi pancuran, tekstil kalis air, kain tahan udara, bahan yang disokong getah dan pakaian atau bantal yang mengandungi pad busa getah tidak boleh dikeringkan di dalam mesin. Bahan-bahan tersebut boleh hancur dan dengan itu akan merosakkan mesin.
- Jangan mengeringkan benda-benda yang belum dibasuh di dalam mesin ini.

Lin tidak dibenarkan untuk mengumpul di sekitar mesin.



Patuhi yang berikut.

- Jangan sekali-kali menghentikan mesin sebelum kitaran pengeringan berakhir kecuali jika semua barang dikeluarkan dengan cepat dan disebar supaya haba hilang.
- Mesin ini tidak boleh digunakan jika bahan kimia perindustrian digunakan untuk pembersihan.
- Mesin tidak boleh dibekalkan menerusi peranti suis luaran, seperti pemasa, atau disambungkan kepada litar yang sentiasa dibuka atau ditutup oleh utiliti.

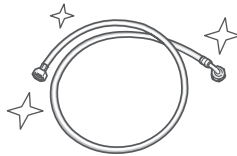
! **AWAS**

Boleh menyebabkan kebocoran air

Tutup pili air.



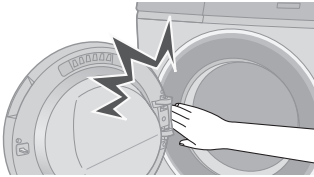
Gunakan set hos baharu.



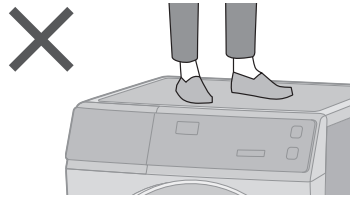
- Anda hendaklah menggunakan set hos baru yang dibekalkan dengan mesin basuh ini dan jangan gunakan semula set hos yang lama.

Boleh menyebabkan kecederaan


Berhati-hati agar jari anda tidak terperangkap.



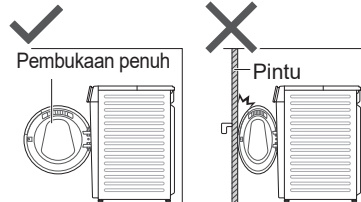
Jangan panjat ke atas mesin basuh ini.



Jangan sentuh semasa ia panas.



Pasang mesin dengan betul.




- Mesin tidak boleh dipasang di belakang pintu yang boleh dikunci, pintu gelangsar atau pintu dengan engsel pada bahagian yang bertentangan dengan mesin sedemikian rupa sehingga pembukaan penuh pintu mesin dihadkan.

Langkah Berjaga-jaga Keselamatan (sambungan)

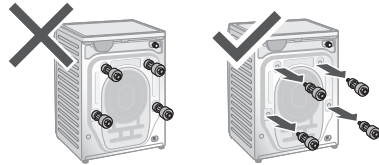
AWAS

Boleh menyebabkan kegagalan

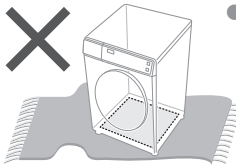
Jauhi daripada haba dan sinaran matahari secara langsung.



Keluarkan bolt penambat sebelum operasi.

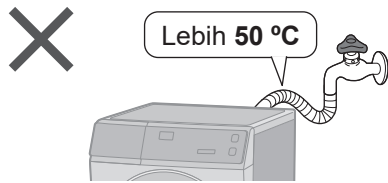


Jangan halang.




- Jangan halang bukaan muka bawah dengan karpet, dll.

Jangan gunakan air panas.



Untuk pakaian yang boleh dibasuh mesin sahaja.

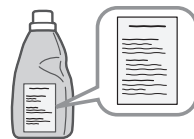


- Perkakas ini adalah untuk kegunaan rumah. Perkakas ini bukan untuk digunakan di:
 - kawasan dapur kakitangan di kedai, pejabat dan persekitaran kerja yang lain;
 - rumah ladang;
 - Klien di hotel, motel dan persekitaran jenis tempat tinggal yang lain;
 - persekitaran penginapan dan sarapan;
 - kawasan untuk penggunaan bersama di blok atau rumah pangsa atau di kedai dobi layan diri.

Jangan basuh pakaian yang berlumuran dengan banyak minyak.



Ikuti arahan ini.

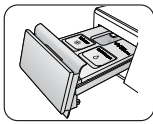


- Pelembut kain atau produk sejenis harus digunakan sesuai ketentuan dalam arahan pelembut kain.

Memeriksa Mesin Anda

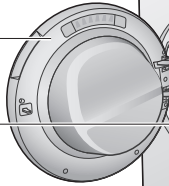
Nama alat

Laci detergen (Hlm. 13)



Panel kawalan (Hlm. 10)

Pintu



Dram

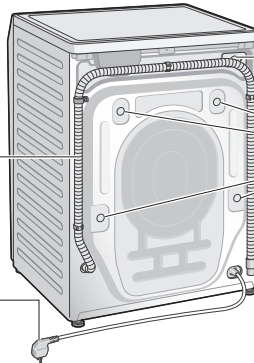
Engsel

Penutup pintu

Kaki boleh laras (Hlm. 48)

Penutup penapis saliran (Hlm. 35)

Hos saliran (Hlm. 49, 50)



Saluran masuk air (Hlm. 50)

Bolt penambat (Hlm. 48)

Kabel dan palam kuasa*
* Bentuk palam berbeza mengikut kawasan.

Aksesori

Siku (1) (Hlm. 50)



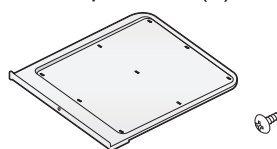
Tudung penutup (4) (Hlm. 48)



Hos bekalan air (1) (Hlm. 49, 50)



Penutup bawah (1) / Skru (1) (Hlm. 47)

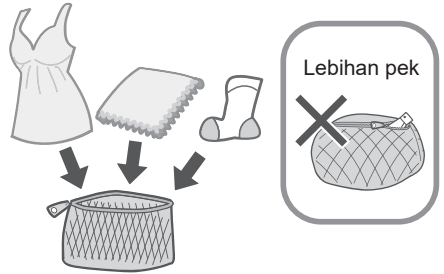
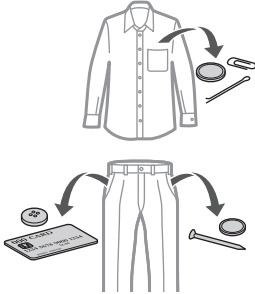


Sebelum Mencuci/Mengering

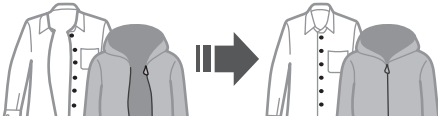
Menyediakan pakaian

Sebelum memasukkan pakaian dalam dram

- Keluarkan objek asing.
- Gunakan jaring pakaian untuk pakaian kecil dan yang mudah rosak.




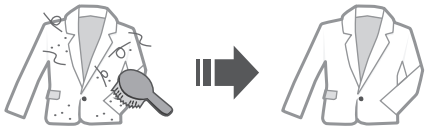
Pemeriksaan pra-cucian



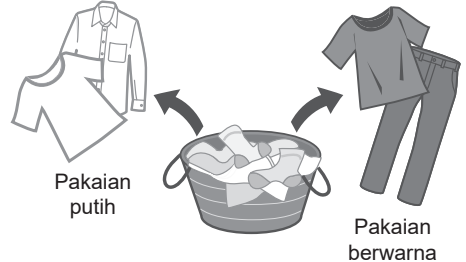
Berbalik



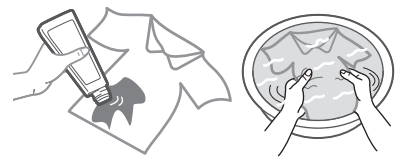
Pakaian mungkin menggosok



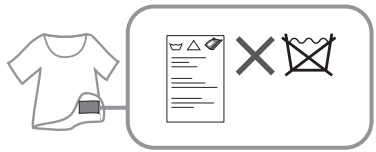
- Cuci berasingan.



- Prarawat untuk kotoran yang degil.



- Patuhi label penjagaan.



Tidak boleh dicuci atau dikeringkan

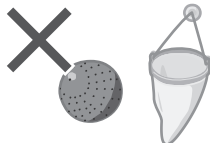
Tidak boleh dicuci atau dikeringkan



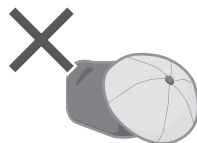
Kulit / bulu



Sutera, rayon dan cupro (Fabrik adunan)



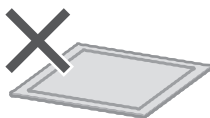
Pembantu pencucian yang tersedia di kedai



Topi dengan bahan teras yang keras



Kusyen, Bantal, dll.



Uretana / tikar beralas getah atau tebal




Lampin kertas

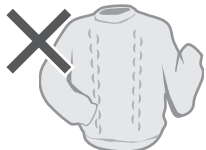
Lain-lain ...

- Pakaian berkedut dan dicetak timbul
- Fabrik krep
- Pakaian yang boleh berubah bentuk (blazer, tali leher, dll.)
- Baldu

Tidak boleh dikeringkan



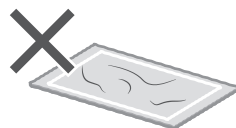
Semua tanda di atas



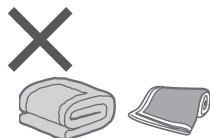
Pakaian bulu



Seluar sama sendat atau sarung kaki



Tikar atau item lain di mana bulu binatang tersangkut



Kulit



Pakaian berkanji



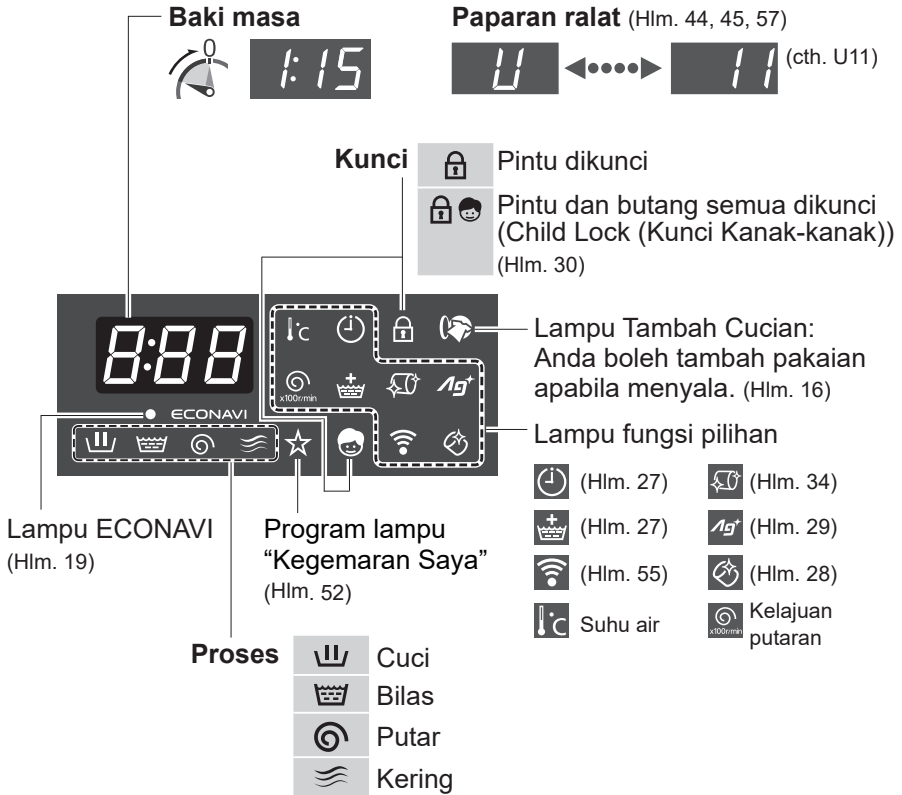
Pakaian dengan tali atau sulaman, serat sintetik baharu dll.

NOTA

- Boleh menyebabkan perubahan bentuk kepada pakaian, kerosakan, pincang fungsi atau bahaya kepada mesin.

Panel Kawalan

Paparan



Operasi Sentuh

- Jika terkena air, pencuci atau pelembut, tutup dan lap dengan tuala dsb. serta-merta. (Penyebab kerosakan)

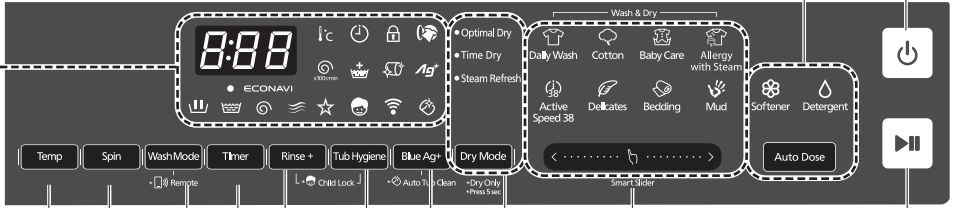


Butang Kawalan

Auto Dose (Auto Dos) (Hlm. 14)

	Pelembut Detergen		Pelembut
	Detergen		Melumpuhkan

Butang Power (Kuasa)



Gelangsar pemilihan program (Hlm. 18)

Butang Mula/Jeda

Dry Mode Dry Mode (Mod Kering) — Tekan 5 saat: Dry Only (Hlm. 25) / Kering Sahaja (Hlm. 23)

Blue Ag+ Blue Ag+ (Hlm. 29) — Tekan 5 saat: Auto Tub Clean (Auto Tab Bersih) (Hlm. 28)

Tub Hygiene Tub Hygiene (Kebersihan Tab) (Hlm. 34) — Tekan & tahan 5 saat pada masa yang sama: Child Lock (Kunci Kanak-kanak) (Hlm. 30)

Rinse + Rinse+ (Bilas+) (Hlm. 27)

Timer Timer (Pemasa) (Hlm. 27)

Wash Mode Wash Mode (Mod Basuh) (Hlm. 26) — Tekan 5 saat: Remote (Kawalan Jauh) (Hlm. 55)

Spin Spin (Putar) (Hlm. 25)

Temp Temp (Suhu) (Hlm. 24)

NOTA

- Tutup ➡ buka semula
- Tiada operasi ➡ kuasa ditutup automatik
- Jika berlaku kegagalan kuasa
 - ➡ Jika kuasa pulih, operasi akan bersambung di mana ia terhenti. (Mula Semula Auto)

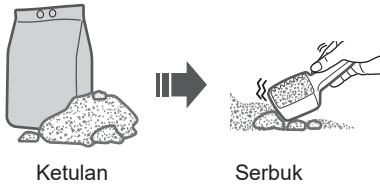
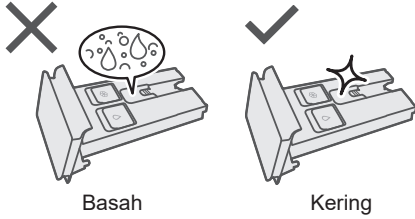
Detergen

- Ikut arahan di setiap bungkus.

Detergen

Detergen buih rendah

- Untuk mencegah serbuk detergen tertinggal di dalam laci detergen:



Peluntur

Peluntur memutihkan (peluntur klorin)




Tangki Detergen Manual

Detergen serbuk

Detergen cecair

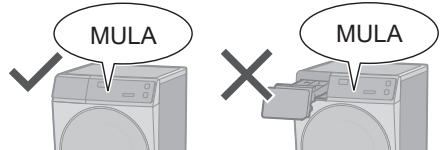


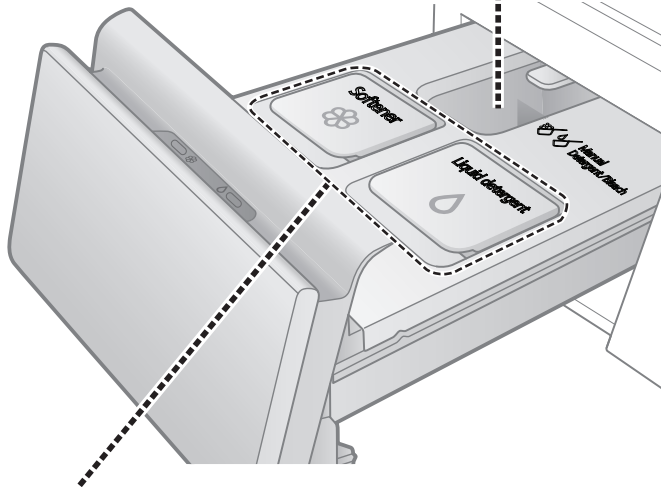
Peluntur



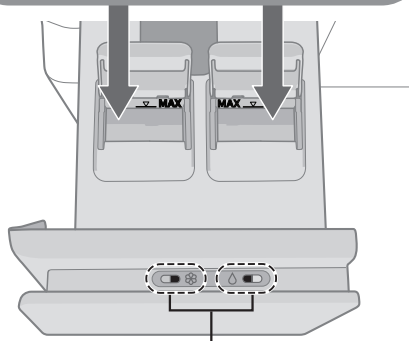
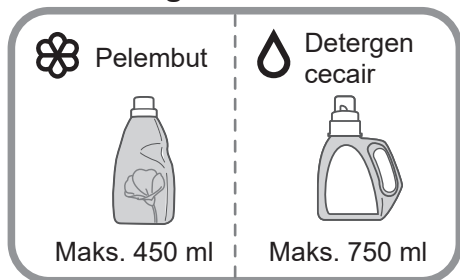
NOTA

- Tutup laci detergen sepenuhnya sebelum digunakan untuk mengelakkan kebocoran air.





Tangki Auto Dos



Apabila menambah detergen/pelembut, tingkap bertukar daripada hitam kepada merah jambu (pelembut) dan biru (detergen). Tambah detergen/pelembut apabila tingkap kelihatan hitam.

NOTA

- Detergen cecair/pelembut yang dibiarkan lama mungkin berketul atau menjadi pejal. Dalam kes itu, bersihkan laci detergen. (Hlm. 32)



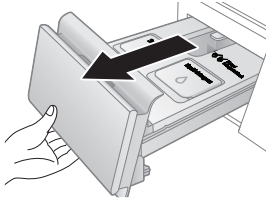
Jangan gunakan pelembut terasing atau pepejal.

Auto Dose (Auto Dos)

Detergen dan pelembut akan ditambah secara automatik bergantung pada jumlah cucian dan tetapan jumlah dos, tersedia dengan semua program kecuali "Tub Hygiene (Kebersihan Tab)" dan "Dry Only (Kering Sahaja)".

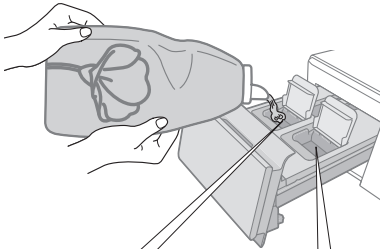
■ Untuk membekalkan detergen / pelembut

1



- Tarik laci keluar.

2



Pelembut
Maks. 450 ml

Detergen cecair
Maks. 750 ml

3

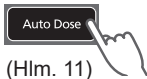
Tutup penutup tangki dan tolak laci masuk sepenuhnya.

■ Untuk menetapkan fungsi "Auto Dose (Auto Dos)".

1



2



(Hlm. 11)



(Tetapan asal)

3



(Tetapan diingati.)

■ Jumlah standard

- Kain kering: 4 kg
- Detergen cecair: 30 ml
- Pelembut: 30 ml

■ Untuk menukar jumlah dos

1



2



Tahan 3 saat

30
(cth.)



pelembut



detergen

3

• Untuk meningkatkan atau mengurangkan



- Nilai julat
 - Detergen: 6 ml - 60 ml
 - Pelembut: 6 ml - 81 ml
- Perubahan langkah: 3 ml (Tetapan diingati.)

4



NOTA

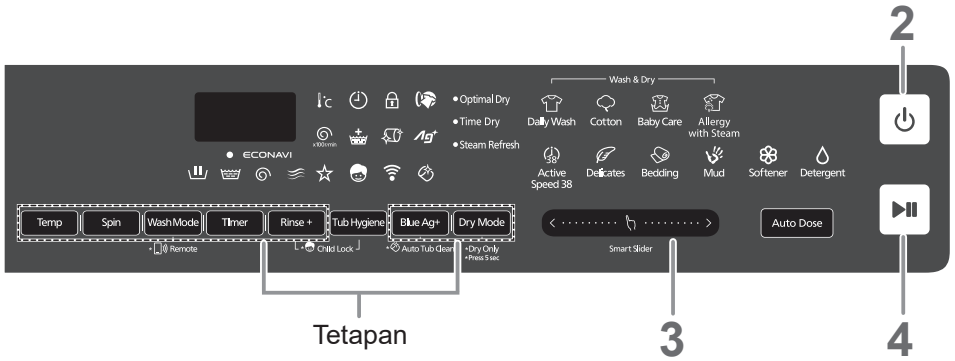
- Jika terdapat air di dalam tab sebelum ini, detergen dan pelembut tidak akan dibekalkan secara automatik semasa mencuci.
- Apabila suhu ambien rendah, masa operasi mungkin lebih lama kerana detergen/pelembut mungkin menjadi pejal.

■ Q&A

	Soalan	Jawapan
Detergen/Pelembut	Apakah yang tidak boleh digunakan dengan fungsi “Auto Dose (Auto Dos)”?	Perkara berikut tidak boleh digunakan: <ul style="list-style-type: none"> ● Detergen serbuk ● Sabun cair ● Item yang tidak mempunyai label “Anggaran jumlah untuk digunakan” pada bungkusan ● Peluntur ● Sabun serbuk Soda penaik tidak boleh digunakan untuk dos manual atau auto.
	Menukar jenama?	Ikuti langkah di bawah: <ol style="list-style-type: none"> ① Kosongkan tangki Auto Dos dan bersihkannya. (Hlm. 32) (Mencampurkan jenama yang berbeza boleh menyebabkan tersumbat) ② Tambah detergen/pelembut baharu. (Hm. 14)
	Bolehkah saya menambahkannya sebelum habis?	Jenama yang sama boleh ditambah.
	Apakah jumlah standard untuk detergen/pelembut?	<ul style="list-style-type: none"> ● umlah standard ialah jumlah detergen/pelembut yang digunakan per 4 kg kain kering. Semak maklumat pada pakej. ● Jika tiada maklumat pada pakej atau jika anda tidak pasti, hubungi pengilang.
Cara menggunakan fungsi “Auto Dose (Auto Dos)”	Berapa kali cucian boleh dibasuh dengan tangki Auto Dos penuh?	<ul style="list-style-type: none"> ● Detergen: kira-kira 22 kali Bilangan kali berbeza-beza bergantung pada jumlah dobi dan tetapan jumlah dos.
	Jika anda tidak menetapkan jumlah dos?	<ul style="list-style-type: none"> ● Jumlah standard ialah <ul style="list-style-type: none"> • 30 ml detergen per 4 kg kain kering • 30 ml pelembut per 4 kg kain kering ● Jika tetapan tidak sesuai untuk detergen/pelembut yang anda gunakan, kotoran mungkin tidak tanggal atau pakaian menjadi gelap.
	Apakah yang berlaku jika detergen dimasukkan kedalam Tangki Detergen Manual semasa menetapkan fungsi “Auto Dose (Auto Dos)”?	Kerana ia dimasukkan dua kali, ia akan menjadi terlalu banyak.

Mencuci & Mengering

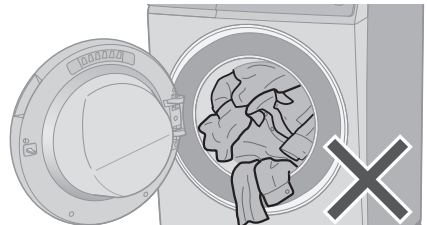
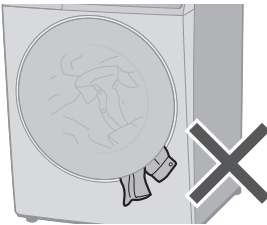
Kaedah Asas



NOTA

■ Jangan biarkan pakaian tersangkut di pintu.

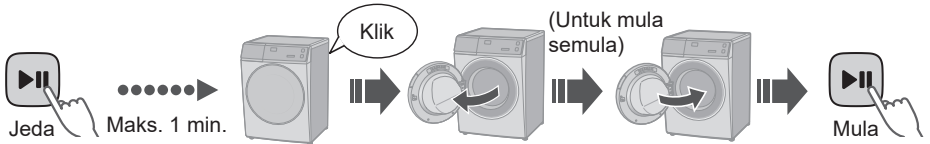
■ Jangan terlebih isi pakaian.



■ Buka pintu semasa operasi

● Semasa mencuci

(Anda boleh tambah pakaian apabila menyala.)



● Semasa Mengering

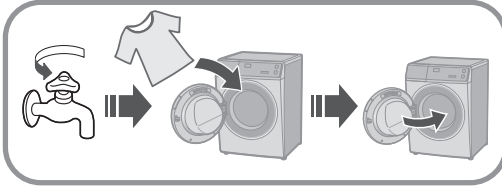


NOTA

● Pintu tidak boleh dibuka. ➡ (Hlm. 38)



1



2

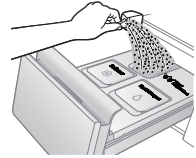


Buka



Menyemak
tetapan "Auto
Dose (Auto Dos)"
(Hlm. 11, 14)

atau



3



Pilih program. (Hlm. 18)

■ Menukar tetapan.

Tetapan

Temp	Spin	Wash Mode	Timer
Temp (Suhu) (Hlm. 24)	Spin (Putar) (Hlm. 25)	Wash Mode (Mod Basuh) (Hlm. 26)	Timer (Pemasa) (Hlm. 27)
Rinse +	Tub Hygiene	Blue Ag+	Dry Mode
Rinse+ (Bilas+) (Hlm. 27)	Tub Hygiene (Kebersihan Tab) (Hlm. 34)	Blue Ag+; Auto Tub Clean (Auto Tab Bersih) (Hlm. 28, 29)	Dry Mode (Mod Kering) (Hlm. 25)

4



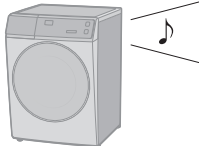
Mengukur jumlah
cucian

(30 saat)

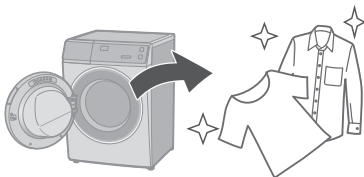


Memaparkan masa yang
diperlukan (dikira semula)

(cth.)













5





Senarai Program

CUCI & KERING / CUCI









Program	Huraian	Muatan maks (kg)		Masa keseluruhan	
		Cuci	Kering	CUCI	CUCI & KERING
 Daily Wash (Cucian Harian)	<ul style="list-style-type: none"> Pakaian harian 	11.5	7.0	1:30	3:55 - 7:35
 Cotton (Kapas)	<ul style="list-style-type: none"> Pakaian harian dengan masa tambahan (lebih banyak penjimatan tenaga dan air daripada program "Daily Wash (Cuci Harian)") 	11.5	7.0	3:00	5:25 - 7:00
 Baby Care (Penjagaan Bayi)	<ul style="list-style-type: none"> Pakaian untuk bayi & mereka yang berkulit sensitif Membilas sebersih-bersihnya 	5.0		2:20	4:50 - 6:15
 Allergy with Steam (Alahan dengan Steam)	<ul style="list-style-type: none"> Untuk kutu 	5.0	5.0	2:05	4:30 - 6:00
 Tub Hygiene (Kebersihan Tab)	<ul style="list-style-type: none"> Mencuci dram. 	Tiada		3:45	4:30

KERING

Program	Huraian	Muatan maks(kg)	Masa keseluruhan
Dry Only (Kering Sahaja)  Tekan 5 saat.	<ul style="list-style-type: none"> Digunakan untung mengeringkan pakaian. 	7.0	1:39 - 6:10

- Jumlah masa ialah kira-kira** (Apabila kadar bekalan air standard ialah 15 L / min). Untuk suhu air lalai setiap program.

CUCI

Program	Huraian	Muatan maks (kg)	Masa keseluruhan
 Active Speed 38 (Aktif Kelajuan 38)	<ul style="list-style-type: none"> Muatan kecil 	5.0	0:38
 Bedding (Cadar)	<ul style="list-style-type: none"> Item besar 	3.0	1:30
 Delicates (Mudah Rosak)	<ul style="list-style-type: none"> Mencuci dengan lembut 	2.0	0:50
 Mud (Lumpur)	<ul style="list-style-type: none"> Noda lumpur 	11.5	3:35

ECONAVI

- Program "Daily Wash (Cucian Harian)"

■ Lampu penunjuk



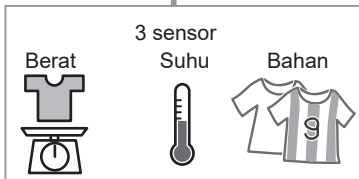
Mengesas



ECONAVI didayakan



ECONAVI dinyahdayakan

















Penjimatan air











Penjimatan masa

Butiran Program

Program		Tetapan	Tetapan auto			Temp (Suhu) (°C)
			Temp (Suhu) (°C)	Spin (Putaran) (r/min)	Dry (Kering)	
CUCI & KERING	 Daily Wash (Cucian Harian)		40	1200	Optimal	Sejuk, 30, 40, 60
	 Cotton (Kapas)		60	1400	Optimal	Sejuk, 30, 40, 60
	 Baby Care (Penjagaan Bayi)		40	1400	Optimal	Sejuk, 30, 40, 60
	 Allergy with Steam (Alahan dengan Steam)		60	1400	Optimal	60
	 Tub Hygiene (Kebersihan Tab)		40	1200	Optimal	40
CUCI	 Daily Wash (Cucian Harian)		40	1200	–	Sejuk, 30, 40, 60
	 Cotton (Kapas)		60	1400	–	Sejuk, 30, 40, 60
	 Baby Care (Penjagaan Bayi)		40	1400	–	Sejuk, 30, 40, 60
	 Allergy with Steam (Alahan dengan Steam)		60	1400	–	60
	 Tub Hygiene (Kebersihan Tab)		40	1200	–	40
	 Active Speed 38 (Aktif Kelajuan 38)		40	1200	–	Sejuk, 30, 40
	 Bedding (Cadar)		Sejuk	700	–	Sejuk, 30
	 Delicates (Mudah Rosak)		30	500	–	Sejuk, 30, 40
	 Mud (Lumpur)		40	1200	–	40
KERING	Dry Only (Kering Sahaja)		–	✓ *1	Optimal	–

NOTA

- Untuk pakaian kotor yang normal pada kapasiti berkadar, kami syorkan untuk guna “Cotton (Kapas), 60 °C, 1400 r/min” yang telah diuji menurut IEC 60456 dalam aspek kecekapan tenaga dan air.
- Suhu air sebenar mungkin berbeza daripada suhu kitaran yang dinyatakan.
- Keputusan ujian bergantung kepada tekanan air, keliatan air, suhu air masuk, suhu bilik, jenis dan jumlah muatan, tahap kekotoran, detergen yang digunakan, naik turun bekalan elektrik dan pilihan tambahan yang dipilih.


Julat tetapan		Fungsi pilihan						
Spin (Putaran) (r/min)	Dry Mode (Mod Kering)	Wash Mode (Mod Basuh)	Dry Mode (Mod Kering)	Timer (Pemasa)	Rinse+ (Bilas+)	Blue Ag+	Auto Tub Clean (Auto Tab Bersih)	
1200, 1400	Optimal, Time	✓	✓	✓	✓	✓	✓	
1200, 1400	Optimal, Time	✓	✓	✓	✓	✓	✓	
1200, 1400	Optimal, Time	✓	✓	✓	✓	✓	✓	
1200, 1400	Optimal, Time	-	✓	✓	-	-	✓	
1200	Optimal	-	✓	-	-	-	-	
 , 500, 700, 1200, 1400	-	✓	-	✓	✓	✓	✓	
 , 500, 700, 1200, 1400	-	✓	-	✓	✓	✓	✓	
 , 500, 700, 1200, 1400	-	✓	-	✓	✓	✓	✓	
 , 500, 700, 1200, 1400	-	-	-	✓	-	-	✓	
1200	-	-	-	-	-	-	-	
 , 500, 700, 1200, 1400	-	✓	-	✓	-	✓	✓	
 , 500, 700	-	✓	-	✓	✓	✓	-	
 , 500	-	✓	-	-	✓	✓	-	
 , 500, 700, 1200, 1400	-	✓	-	✓	✓	✓	✓	
-	Optimal, Time, Steam Refresh	-	✓	-	-	-	-	

 : Toskan sahaja (Tiada putaran)

- Menetapkan masa untuk Time Dry (Kering Masa): 30, 60, 90, 150, 210, 320 min.

*1 Sekiranya mod “Optimal Dry (Kering Optimum)”,

Sekiranya berat pakaian berat, putaran dilakukan: 1200

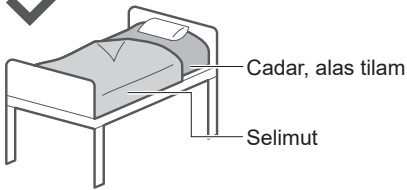
Sekiranya berat pakaian ringan, putaran tidak dilakukan: 

Tip Mencuci & Mengering

Bedding (Cadar)

■ Item boleh dicuci

- (Cuci)
- (Cucian tangan)
- 100 % kapas atau 100 % sintetik



■ Item tidak boleh dicuci



Selimut elektrik



Bulu



Sutera

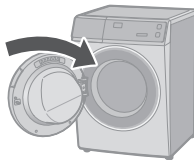


Pail panjang

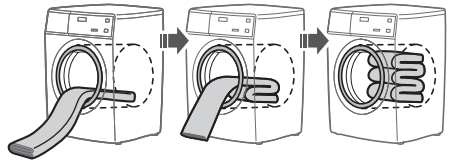
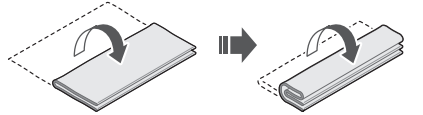


Bulu palsu

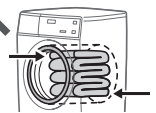
NOTA



■ Masukkan selimut ke dalam dram



NOTA



Delicates (Mudah Rosak)

■ Semasa mencuci

- Untuk membilas dengan lengkap, gunakan fungsi "Rinse+ (Bilas+)". (Hlm. 27)

NOTA



Peluntur



Detergen cecair untuk pakaian mudah rosak



■ Selepas operasi tamat




Keluarkan serta-merta



Dry Only (Kering Sahaja)

Anda boleh ubah mod kering bergantung kepada pakaian.



NOTA









- Buka pili walaupun sedang mengering.



- Pintu dikunci semasa mengering.



Mod Kering	Huraian
Optimal Dry (Kering Optimum)	Untuk pakaian sensitif-haba (Maks. 7.0 kg).
Steam Refresh (Penyegaran Stim)	Gunakan wap untuk mengurangkan kedutan dan bau pada kain kering seperti linen atau blaus baju kapas atau fabrik tiruan. (Maks. 2.0 kg kain kering). *Masa: 37 min. *Selepas pengeringan, dram akan berputar setiap 5 minit selama 40 saat untuk mengelakkan kedutan yang disebabkan oleh pakaian ditinggalkan tanpa pengawasan.
	   <p>Lampu (Buka)</p> <p>Lebih kurang 2 jam</p> <ul style="list-style-type: none"> • Untuk membuka pintu:  Tutup atau  Jeda
Time Dry (Kering Masa)	<ul style="list-style-type: none"> • Untuk pakaian yang mudah kedut.  <p>Tekstur lebih nipis kosong dianyam dan krep dll. <ul style="list-style-type: none"> • Untuk pakaian sedikit (Maks. 0.5 kg). *Masa: 30 min. *Selepas mengering: Keluarkan serta-merta  <ul style="list-style-type: none"> • Untuk pakaian separuh kering. *Masa: 30 min. dan lebih </p>

Mengubah Tetapan Proses

■ Menyediakan

- Susun pakaian dan masukkan ke dalam dram. (Hlm. 8)
- Menyemak tetapan “Auto Dose (Auto Dos)” atau tambah detergen secara manual (Hlm. 11, 12, 14)

1



Buka

2

Pilih program. (Hlm. 18)



3

Ubah tetapan program.



Spin Spin (Putar)

Temp Temp (Suhu)

Dry Mode (Mod Kering) Dry Mode

- Pilihan dan julat tetapan yang tersedia adalah berbeza bergantung kepada program. (Hlm. 20)
- Penggera berbunyi jika anda memilih pilihan yang tidak tersedia.

4



Mula

Temp (Suhu)

Mengubah suhu cucian.



Rendah



Tinggi

■ Panduan tetapan

Rendah	Tinggi
● Warna 	● Putih
● Sedikit Kotor 	● Sangat Kotor
● Mudah kecut	● Kapas

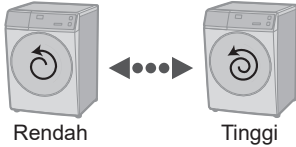
3

Temp

(Hlm. 20)

 r/min **Spin (Putar)**

Ubah kelajuan putaran.



■ **Panduan tetapan**

 <p>Rendah</p>	 <p>Tinggi</p>
<ul style="list-style-type: none"> ● Mengurangkan kedutan 	<ul style="list-style-type: none"> ● Untuk mengeringkan lebih menyeluruh 

3  (Hlm. 21)

■ **To mengubah tetapan semasa mencuci**




1  
Jeda

2  

3  
Mula

CUCI & KERING  **Dry Mode (Mod Kering)**

Pilih kombinasi proses.




3   **Dry Mode (Mod Kering) (Hlm. 23)**

Mengubah Tetapan Proses (sambungan)

■ Menyediakan

- Susun pakaian dan masukkan ke dalam dram. (Hlm. 8)
- Menyemak tetapan “Auto Dose (Auto Dos)” atau tambah detergen secara manual (Hlm. 11, 12, 14)



Wash Mode (Mod Basuh)

Wash Mode

Timer (Pemasa)

Timer

Rinse+ (Bilas+)

Rinse +

- Pilihan dan julat tetapan yang tersedia adalah berbeza bergantung kepada program. (Hlm. 20)
- Penggera berbunyi jika anda memilih pilihan yang tidak tersedia.



Wash Mode (Mod Basuh)

Pilih kombinasi basuh, bilas dan putar.



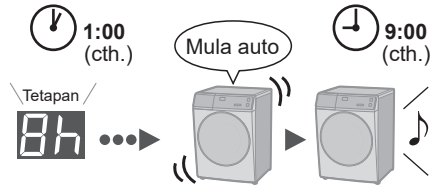
 *1	Cuci
 *2	Bilas
 *2	Putar
	Cuci dan bilas
	Cuci dan putar
 *2	Bilas dan putar

*1 Air dikeluarkan selepas proses cucian.

*2 Keluarkan air dahulu jika ada air di dalam dram.

⌚ Timer (Pemasa)

Tetapkan berapa jam kemudian untuk selesai operasi. (Sehingga 24 jam)



3



8h
(cth.)

■ Untuk periksa masa pratetap



■ Untuk batalkan tetapan



(Semua tetapan dibatalkan)

NOTA



Semua penanda dipadamkan kecuali



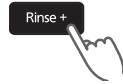
● Tidak tersedia: Hlm. 21

👑 Rinse+ (Bilas+)

Tambah bilasan ekstra.



3



Padam
(Tutup)

Lampu
(Buka)

■ To mengubah tetapan semasa mencuci



1



2




3



Mengubah Tetapan Proses (sambungan)

■ Menyediakan

- Susun pakaian dan masukkan ke dalam dram. (Hlm. 8)
- Menyemak tetapan "Auto Dose (Auto Dos)" atau tambah detergen secara manual (Hlm. 11, 12, 14)



Blue Ag+
Auto Tub Clean
(Auto Tab Bersih)


Blue Ag+

- Pilihan dan julat tetapan yang tersedia adalah berbeza bergantung kepada program. (Hlm. 20)
- Penggera berbunyi jika anda memilih pilihan yang tidak tersedia.



Auto Tub Clean (Auto Tab Bersih)

Tambah proses pembersihan tab.

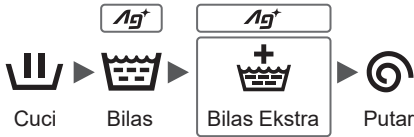


NOTA

- Tetapan diingati.

Ag+ Blue Ag+

Fungsi membunuh bakteria (Maks. 3.0 kg).



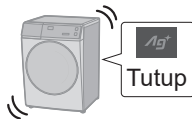
3 Blue Ag+



■ Hayat perkhidmatan untuk bekas Ag+

- “Blue Ag+” berkesan sehingga kira-kira 300 ke 350 kali (selama kira-kira 7 tahun jika digunakan seminggu sekali).
- Tukar bekas jika kandungan berkurang.

- Gantikan
- Cuci tanpa “Ag+”



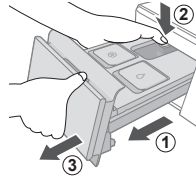
NOTA

- Jangan guna air tersebut untuk tujuan.

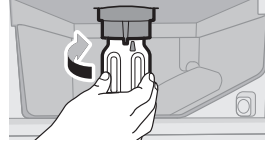


■ Tukar bekas Ag+

1 Keluarkan laci detergen.



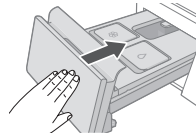
2 Keluarkan bekas Ag+



3 Tukar dan pasangkan bekas Ag+



4 Pasang laci detergen sepenuhnya

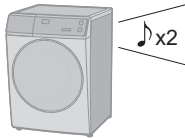
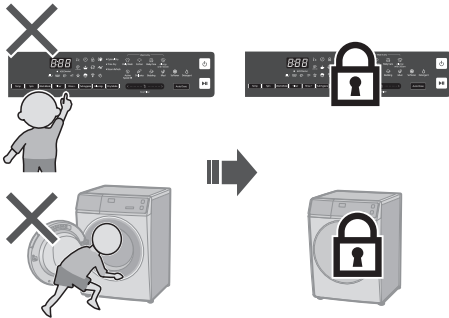


- Jenis pakaian, detergen, pelembut, dan keliatan air boleh mempengaruhi hasil.
- Berhenti menggunakan jika rasa gatal, dll.




Mengubah Tetapan Mesin

Menetapkan Kunci Kanak-kanak



Lampu
(Buka)


■ Untuk batalkan:

Prosedur yang sama 




Padam
(Tutup)

Membatalkan pembaz



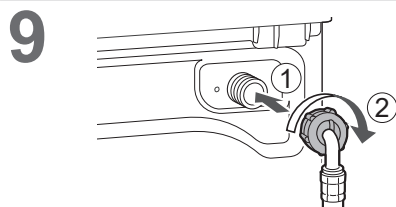
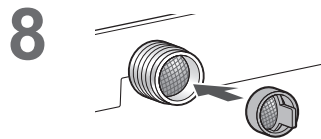
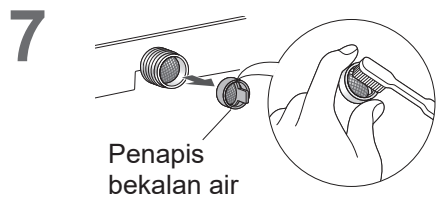
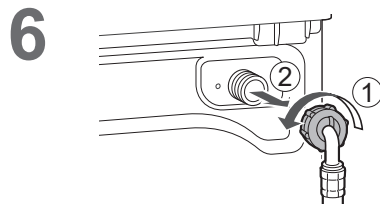

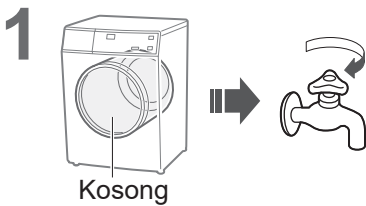
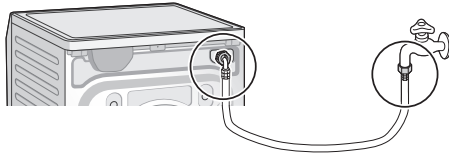
■ Untuk menetapkan semula:

Prosedur yang sama 

Penyelenggaraan

Penapis bekalan air

Jika air tidak mengalir dengan lancar



Penyenggaraan (sambungan)

Laci detergen

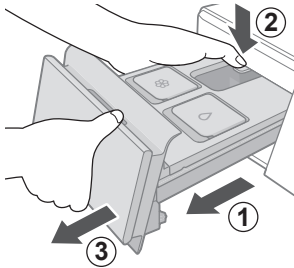
3 bulan
sekali

Apabila menukar
jenama detergen
atau pelembut

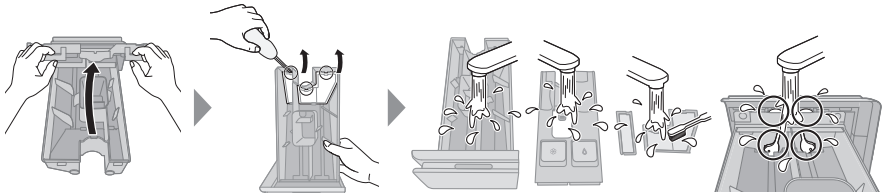
Apabila tidak
digunakan lebih
dari 1 bulan

Apabila tettingkap
tidak berubah warna
semasa digunakan

1 Keluarkan laci detergen.



2 Buka penutup laci, keluarkan 2 penapis, kemudian basuh dengan air.



Buka penutup laci

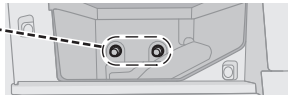
Keluarkan penapis

Basuh dengan air

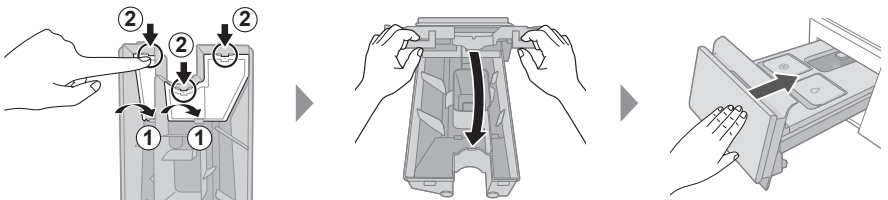
Basuh kedudukan
yang dibulatkan untuk
membersihkan tingkap

NOTA

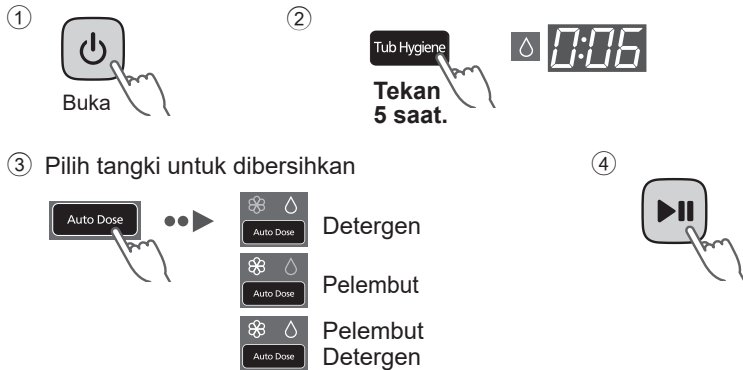
- Jangan gunakan semula sisa detergen cecair dan pelembut.
- Jangan lap sendi.
(sebab tersumbat)



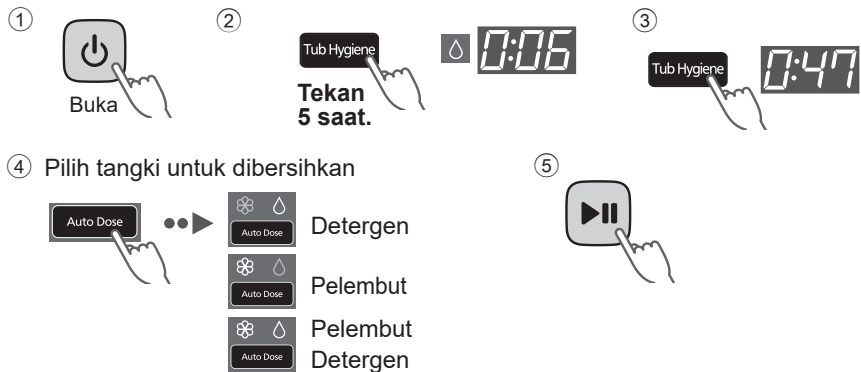
3 Pasang penapis, tutup penutup dan pasang laci.



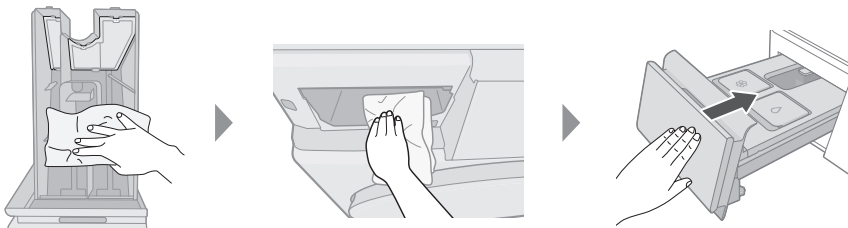
- 4**
- Isikan tangki kira-kira separuh dengan air, kemudian tutup rapat.
 - Tutup pintu mesin basuh dan jalankan fungsi “Bersihkan Tangki Auto Dos” untuk membersihkan (6 minit penyelenggaraan).



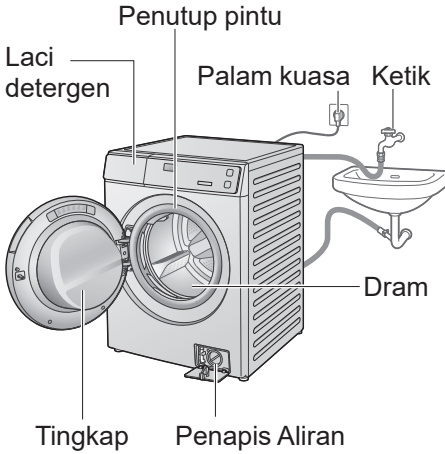
- Jika sambungan tersumbat, jalankan fungsi “Bersihkan Tangki Auto Dos” untuk membersihkan secara mendalam (47 minit penyelenggaraan).



- 5** Keluarkan laci, buang air yang tersisa dan lap sisa air, kemudian pasang laci.



Penyenggaraan (sambungan)




Mesin



Penutup pintu

Untuk kotoran degil



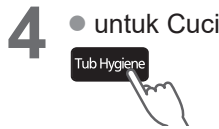
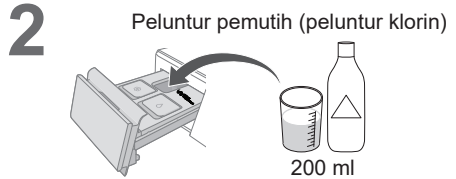
NOTA



- Jangan guna pencuci atau pencair berpasir, atau produk yang mengandungi alkohol atau minyak parafin.

Dram

Sebulan sekali atau jika menyala <Tub Hygiene (Kebersihan Tab)>



- untuk Cuci & Kering



NOTA

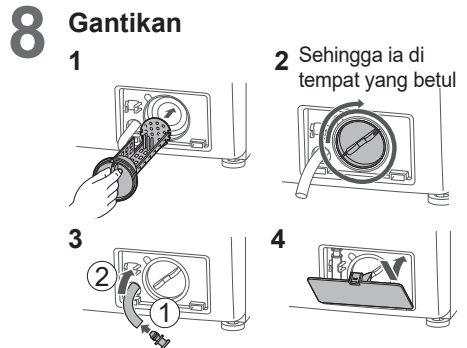
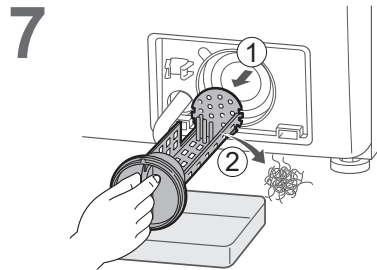
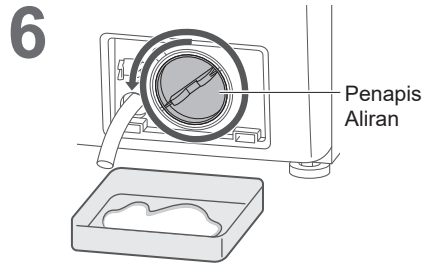
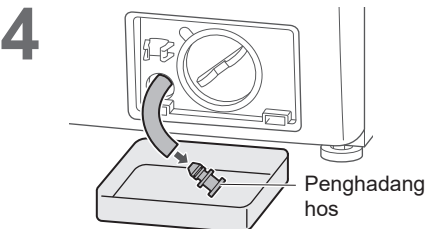
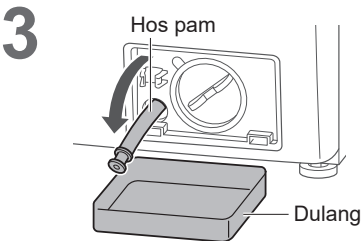
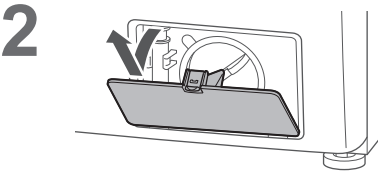
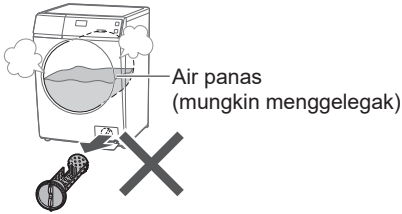
- Jika program "Tub Hygiene (Kebersihan Tab)" tidak berjalan, penunjuk berbunyi jika program lain berjalan sebanyak 3 kali.

Penapis Aliran


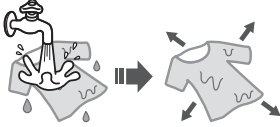


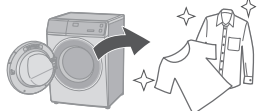





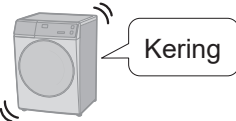

Sebulan sekali

Pastikan air di dalam dram dialirkan sebelum prosedur ini.



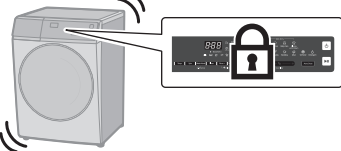






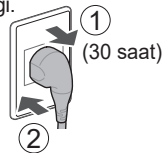



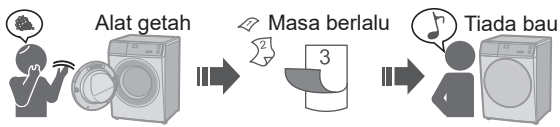

! AWAS





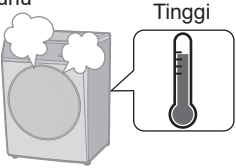







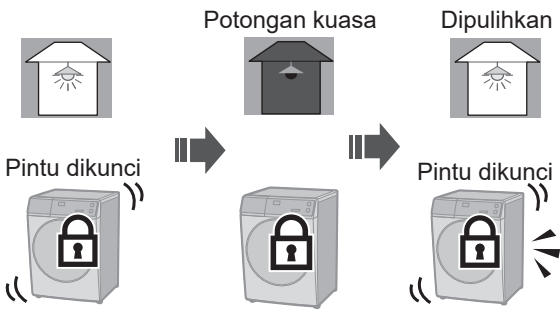
Untuk Hasil yang Lebih Baik








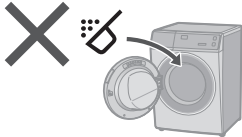
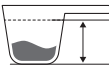




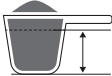
Simptom	Tip untuk hasil yang baik
<p>Pakaian kecut</p> 	<p>Jika produk kapas mengecut daripada pengeringan</p> <ul style="list-style-type: none"> • Lembapkan dan regangkan. 
<p>Rasa sentuhan berubah disebabkan kedutan</p> 	<ul style="list-style-type: none"> • Kurangkan jumlah pakaian.  <ul style="list-style-type: none"> • Memilih mod kering. (Hlm. 23) <p>Dry Mode Bergantung kepada pakaian</p> <ul style="list-style-type: none"> • Selepas mengering  <p>Keluarkan serta-merta</p>
<ul style="list-style-type: none"> • Pengeringan tidak cukup • Pengeringan tidak sekata 	<ul style="list-style-type: none"> • Kurangkan jumlah pakaian.  <ul style="list-style-type: none"> • Buka. 
<p>Rasa kasar</p> 	<ul style="list-style-type: none"> • Apabila tuala rasa kasar selepas cucian  <p>Pelembut fabrik</p> <p>⇒ Jika masih rasa kasar</p>  <p>Kering</p>
<p>Terdapat lin</p> 	<ul style="list-style-type: none"> • “Rinse+ (Bilas+)” atau “Tub Hygiene (Kebersihan Tab)” <p>Rinse + atau Tub Hygiene</p> <p>(Hlm. 27) (Hlm. 34)</p>

Penyelesaian Masalah





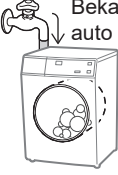



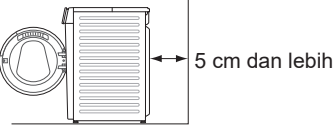
	Simptom	Titik untuk diperiksa
Unit utama	<p>Tekan butang</p>  <p>Tiada reaksi</p> 	<p><input type="checkbox"/> Sebab yang mungkin</p> <ul style="list-style-type: none"> ● Semasa operasi  <p><input type="checkbox"/> Cuba</p> <ul style="list-style-type: none"> ● Child Lock (Kunci Kanak-kanak) (Hlm. 30)  (Tutup)
	<p>Tiada operasi</p> 	<p><input type="checkbox"/> Periksa</p> <ul style="list-style-type: none"> ● Potongan kuasa ● Pemasa   <p><input type="checkbox"/> Cuba</p> <ul style="list-style-type: none"> ● Tutup pintu. ● Buka. ● Buka dan masukkan sekali lagi.    <ul style="list-style-type: none"> ● Tekan "Start (Mula)". ● Hidupkan pemutus.  
	<p>Bau getah</p> 	<p><input type="checkbox"/> Sebab yang mungkin</p>  <p><input type="checkbox"/> Cuba</p> <p>Tub Hygiene Tub Hygiene (Kebersihan Tab) (Hlm. 34)</p> 



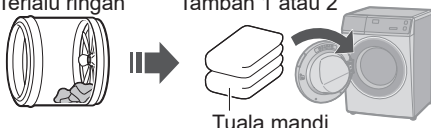
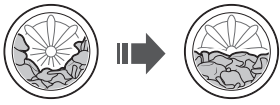
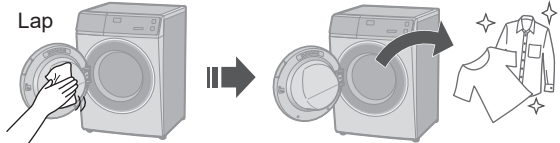


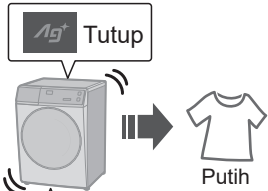
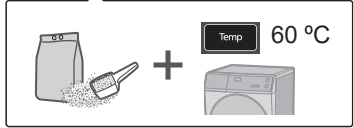
Penyelesaian Masalah (sambungan)

	Simptom	Titik untuk diperiksa
<p style="writing-mode: vertical-rl; transform: rotate(180deg);">Unit utama</p> <p>Pintu tidak boleh dibuka</p> 	<p><input type="checkbox"/> Sebab yang mungkin</p> <ul style="list-style-type: none"> • Semasa operasi (Mencuci atau mengering)  <p>Pintu dikunci Untuk membuka pintu semasa operasi (Hlm. 16)</p> <p><input type="checkbox"/> Periksa</p> <ul style="list-style-type: none"> • Suhu  <p>Tinggi</p> <ul style="list-style-type: none"> • Paras air  <p>Tinggi</p>	
	<p><input type="checkbox"/> Cuba</p> <ul style="list-style-type: none"> • Child Lock (Kunci Kanak-kanak) (Hlm 30)  <ul style="list-style-type: none"> • Semasa operasi <ol style="list-style-type: none"> 1  Tutup 2  Buka 3  (Hlm. 26)  Putar 4  Buka <p>NOTA</p>  <p>Pintu dikunci → Potongan kuasa → Dipulihkan Pintu dikunci</p>	










Simptom	Titik untuk diperiksa
<p>Selepas mencuci</p> 	<p><input type="checkbox"/> Periksa</p>  <p>(Hlm. 12)</p>
 <p>Buih</p>	<p><input type="checkbox"/> Sebab yang mungkin</p> <ul style="list-style-type: none"> ● Jumlah buih berbeza-beza. <ul style="list-style-type: none"> ● Suhu  ● Paras air  ● Kelembutan air 
<p>Tidak cukup</p> 	<p><input type="checkbox"/> Periksa</p> <ul style="list-style-type: none"> ● Detergen serbuk  ● Detergen terlalu sedikit atau menetapkan terlalu sedikit detergen dalam fungsi "Dos Auto (Auto Dos)"  ● Detergen rendah buih  ● Sangat Kotor  ● Muatan terlalu besar 
<p>Terlalu banyak</p> 	<p><input type="checkbox"/> Periksa</p> <ul style="list-style-type: none"> ● Detergen terlalu banyak atau menetapkan terlalu banyak detergen dalam fungsi "Auto Dose (Auto Dos)" 


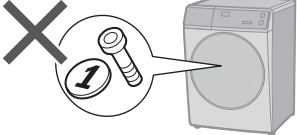
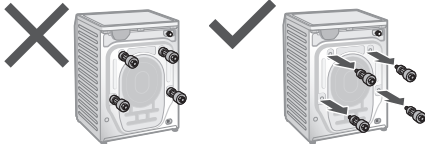

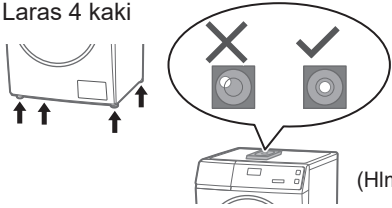


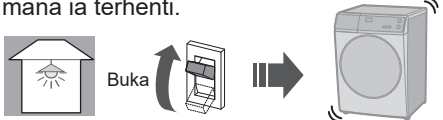
Penyelesaian Masalah (sambungan)

	Simptom	Titik untuk diperiksa
Cuci	<p>Semasa mencuci</p>  <p>Cuci</p>  <p>Saliran air</p>	<p><input type="checkbox"/> Sebab yang mungkin</p> <p>Buih yang berlebihan</p>  <p>Buih</p> <p>Fungsi pengesanan buih</p>  <p>Saliran automatik</p> <p>Bekalan air auto</p> 
Kering	<p>Mengering ambil terlalu lama</p>  <p>Mengering</p>	<p><input type="checkbox"/> Periksa</p> <ul style="list-style-type: none"> ● Terlalu berat ● Terlalu sejuk   <p><input type="checkbox"/> Cuba</p> <ul style="list-style-type: none"> ● Periksa lokasi.  <p>5 cm dan lebih</p>


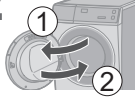






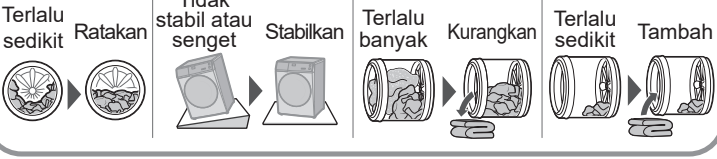
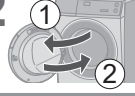





	Simptom	Titik untuk diperiksa
<p style="writing-mode: vertical-rl; transform: rotate(180deg);">Bilas/Putar</p> <p>Semasa proses putaran</p>  <p>Henti Pusing beberapa kali</p>	<p><input type="checkbox"/> Sebab yang mungkin</p> <p>Pembetulan permukaan</p>  <p>Auto betul Henti Auto betul</p> <p><input type="checkbox"/> Cuba</p> <p>Terlalu ringan</p>  <p>Tuala mandi</p>	<p><input type="checkbox"/> Sebab yang mungkin</p> <p>● Jika pakaian tidak rata, mesin ini membetulkannya secara automatik dengan proses membilas.</p> 
	<p><input type="checkbox"/> Cuba</p> <p>Lap</p> 	<p><input type="checkbox"/> Sebab yang mungkin</p> <p>Putaran bertukar kepada bilas</p>  <p>Putar Bilas</p>
<p style="writing-mode: vertical-rl; transform: rotate(180deg);">Pakaian</p> <p>Jika pakaian menguning</p>  <p>Kuning</p>	<p><input type="checkbox"/> Cuba</p>  <p>Tutup Putih</p>  <p>Temp 60 °C</p>	




Penyelesaian Masalah (sambungan)

	Simptom	Titik untuk diperiksa
Masa	<p>Semasa mencuci</p> <p>Masa dipapar</p>  <p>Perubahan</p>	<p><input type="checkbox"/> Sebab yang mungkin</p> <ul style="list-style-type: none"> Masa yang tinggal dibetulkan semasa operasi.  <p>Kira-kira → Dibetulkan</p> <ul style="list-style-type: none"> Jika tetapan diubah Jika pakaian tidak rata   <p>➡ Masa yang tinggal boleh bertambah.</p>
	<p>Baki masa</p> <p>Tidak berkurang</p>  <p>atau</p> <p>Tiba-tiba berkurang</p> 	<p><input type="checkbox"/> Sebab yang mungkin</p> <p>Masa yang dipaparkan adalah sebagai panduan.</p>
	<p>Semasa saliran air</p> 	<p><input type="checkbox"/> Sebab yang mungkin</p> <ul style="list-style-type: none"> Ini adalah normal. Pam saliran.
Bunyi	<p>Bunyi kipas berputar</p> 	<p><input type="checkbox"/> Sebab yang mungkin</p> <ul style="list-style-type: none"> Ini adalah normal. Kipas tersebut menyejukkan alat elektrik.
	<p>Motor mengeluarkan bunyi</p> 	<p><input type="checkbox"/> Sebab yang mungkin</p> <ul style="list-style-type: none"> Ini adalah normal. Motor akan mengeluarkan bunyi pendek ketika dram bergerak.

	Titik untuk diperiksa
<p style="writing-mode: vertical-rl; transform: rotate(180deg);">Bunyi</p> <p>Bunyi aneh (atau getaran)</p> 	<p>□ Periksa</p> <ul style="list-style-type: none"> ● Item logam  ● Bolt pengikat (Hlm. 48)  ● Cerun atau permukaan tidak stabil  ● Laras 4 kaki  (Hlm. 48)
<p>Lain-lain</p> <p>Potongan kuasa</p>  <p>Pemutus</p>  <p>Tutup</p>	<p>□ Periksa</p> <ul style="list-style-type: none"> ● Jika kuasa pulih, operasi akan bersambung di mana ia terhenti. 

Paparan Ralat

Paparan Ralat	Titik untuk diperiksa
<p>U 11</p> <p>Tidak dapat disalurkan</p>	<p>1 Periksa</p>  <p>2</p>  <p>3</p>  <p>Mula</p>  <p>(Hlm. 35)</p>
<p>U 12</p> <p>Pintu dibuka</p>	<p>1</p>  <p>2</p>  <p>Mula</p>
<p>U 13</p> <p>Tidak dapat berputar</p>	<p>1</p>  <p>2 Periksa</p> <p>3</p>  <p>Mula</p> 
<p>U 14</p> <p>Tidak dapat membekalkan air</p>	<p>1 Periksa</p> <p>2</p>  <p>3</p>  <p>Mula</p> 
<p>U 15</p> <p>Tidak dapat menyalirkan ketika mengering</p>	<p>1</p>  <p>Tutup</p> <p>2</p> <p>Periksa hos saliran (Rujuk U11)</p> <p>3</p>  <p>Buka</p> <p>4</p> <p>Pilih program pengeringan sekali lagi</p>  <p>Mula</p>


Paparan Ralat	Titik untuk diperiksa	
<p>U 17</p> <p>Tidak dapat berputar</p>	<p>1 Mula semula</p>  <p>Tutup</p>  <p>Buka</p>	<p>2 Jalankan Bilas dan Putar program "Active Speed 38 (Aktif Kelajuan 38)"</p> <div style="border: 1px solid black; border-radius: 15px; padding: 10px;"> <p>● Cucian seterusnya:</p>   <p>Pencuci buih rendah</p> </div>
<p>H 00</p>	<p>1</p> 	<p>2</p>  <p>3</p> 

■ Maklumat

hot


Tidak dapat dibuka

Panas



Semasa Meringing (Hlm. 16)


Temp



Mula menyejuk

●●●●●▶

5 ke 25 min.



Tekan 5 saat.

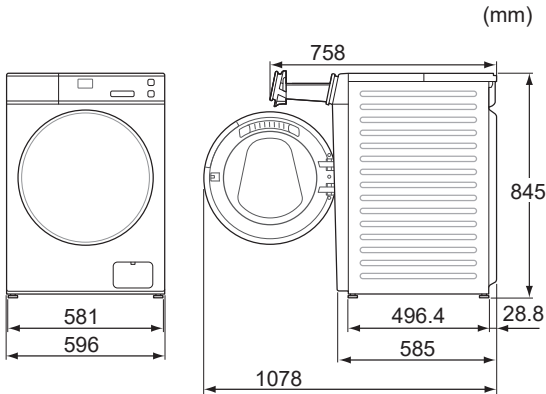
Memilih Lokasi yang Betul



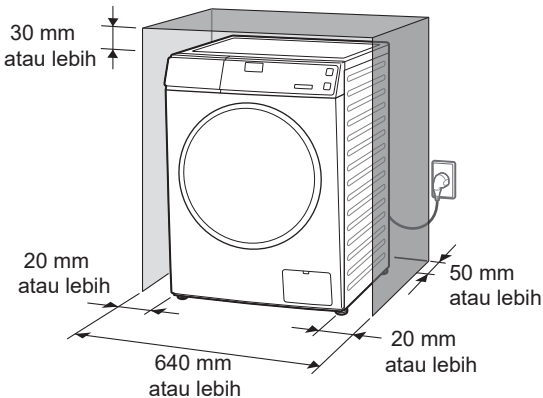
Pastikan anda minta bantuan juruteknik servis untuk pemasangan.

- Jangan pasang mesin ini sendiri.
- Ikuti kaedah pemasangan ini. Jika tidak, Panasonic tidak akan bertanggungjawab di atas apa-apa kemalangan atau kerosakan.

Ukuran mesin


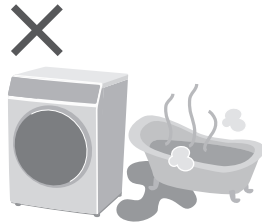
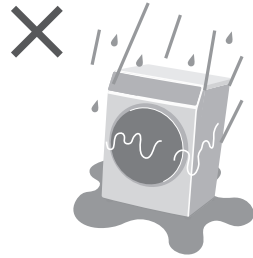


■ Tetapkan pemasangan



- Jangan biarkan bahagian logam mesin bersentuhan dengan sinki dan mesin lain.

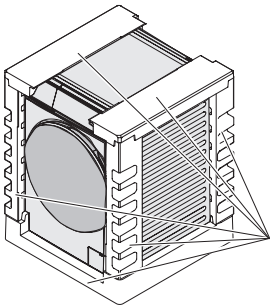

Periksa lokasi.



Memindah dan Memasang

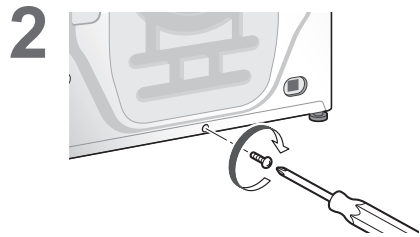
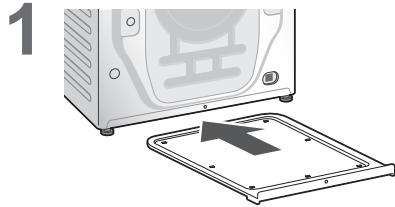
Membawa mesin

Jangan melakukannya bersendirian.



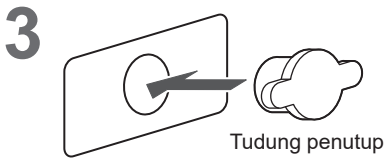
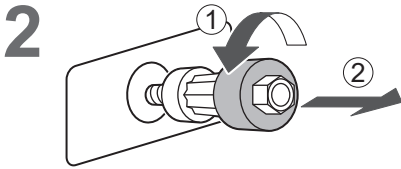
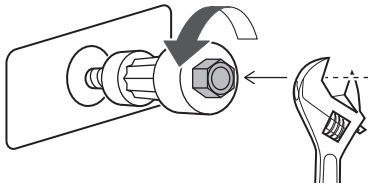
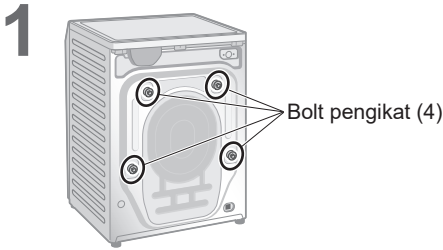
Tanggalkan semua kusyen pembungkusan sebelum mula menggunakan perkakas.

Pemasangan penutup bawah




Pemasangan Memindah dan Memasang (sambungan)

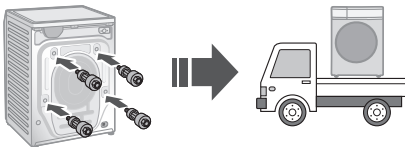
Membuka bolt pengikat



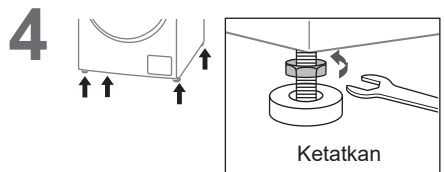
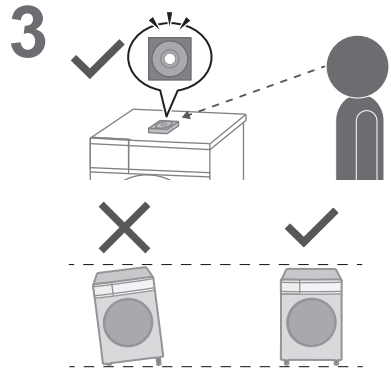
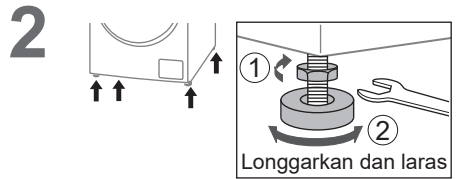
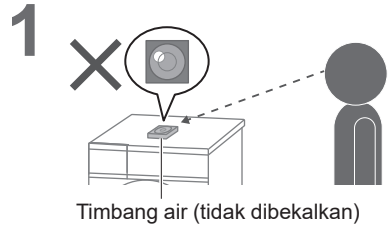
NOTA



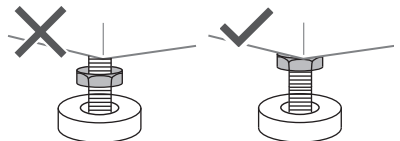
■ Mengalihkan mesin sekali lagi



Meratakan mesin



NOTA



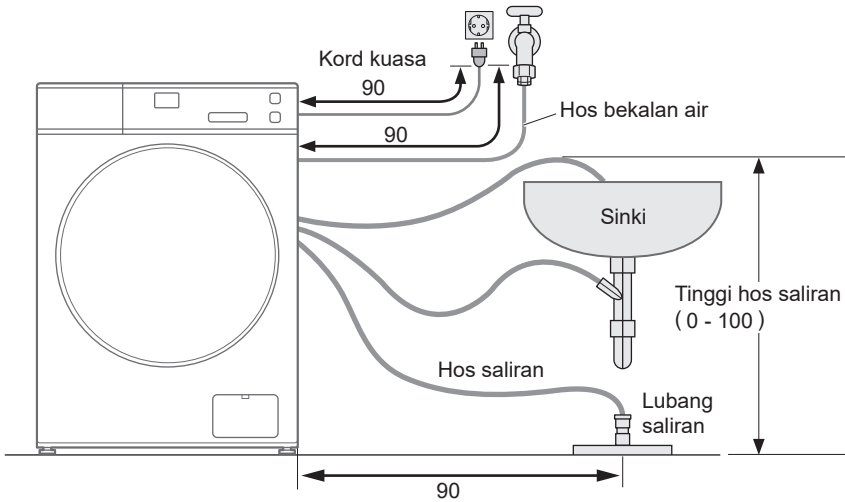
Pemasangan Menyambung Hos

Sambungkan hos dengan betul untuk mencegah kebocoran air.

Jarak sambungan maksimum untuk hos dan kabel kuasa

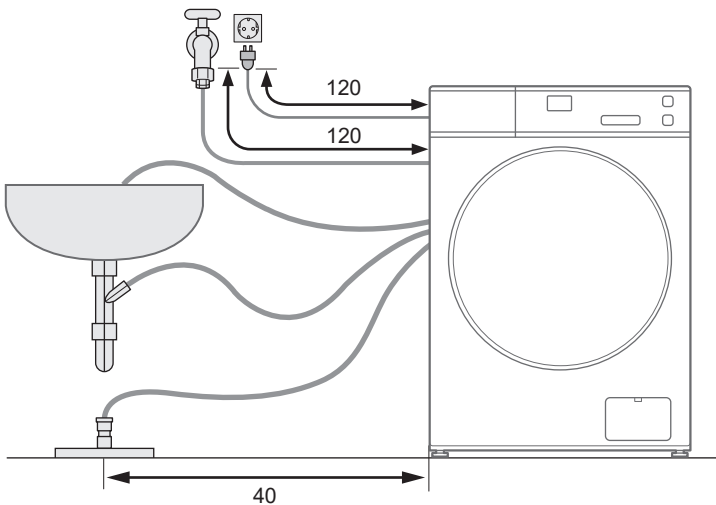
Sambungan sebelah kanan

(cm)



Sambungan sebelah kiri

(cm)



Menyambung Hos (sambungan)

Hos bekalan air

■ Menyambung hos bekalan air

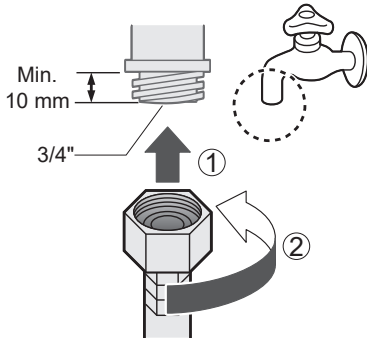
⚠ AWAS

- Ketatkan nat dengan rapi.
- Jangan pusing, penyek, ubah suai atau potong hos.


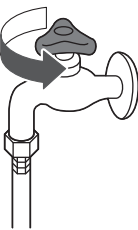
1



2



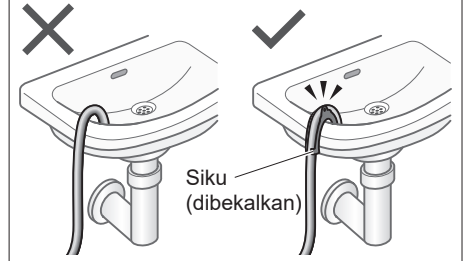
3



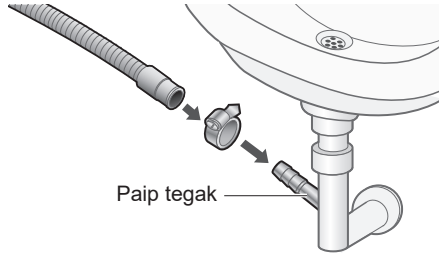
Hos saliran

■ Menyalirkan kepada sinki


NOTIS



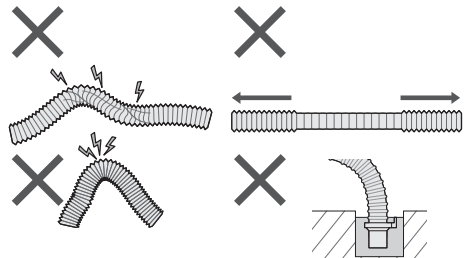
■ Menyalirkan kepada paip tegak



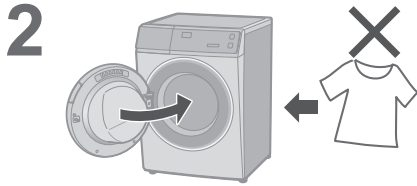
■ Menyalirkan kepada lubang saliran




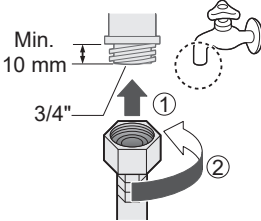

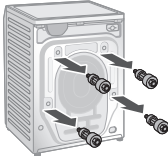
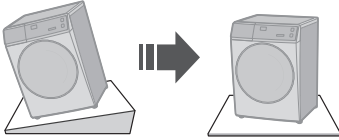
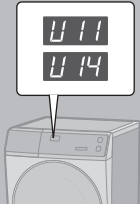
NOTA



Memandu Uji



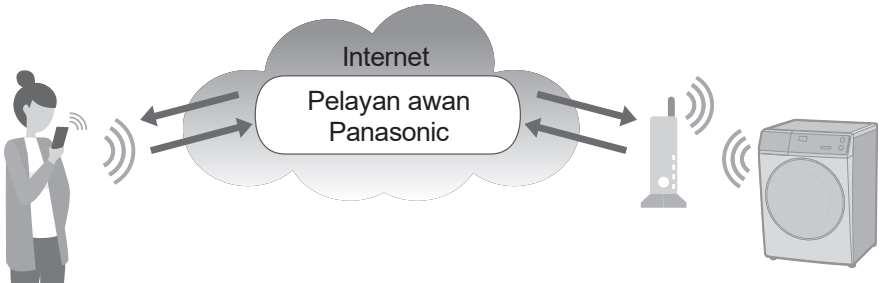
Memeriksa selepas memandu uji

Masalah	Sebab dan Langkah	
<p>Kebocoran air</p> 	<p>Pasang hos bekalan air dengan betul</p> 	
<p>Bunyi tidak normal</p> 	<ul style="list-style-type: none"> ● Membuka bolt pengikat (Hlm. 48) 	<ul style="list-style-type: none"> ● Pasang bolt pengikat 
<p>Paparan ralat</p> 	<p>Lihat Hlm. 44.</p>	

Panasonic SmartApp+

Lebih mudah dengan telefon pintar anda

Anda boleh menggunakan perkhidmatan menggunakan “Panasonic SmartApp+”.



Anda boleh mengendalikan mesin basuh atau menetapkan pemasa dengan aplikasi.

Menyokong pemilihan program daripada sejarah program.

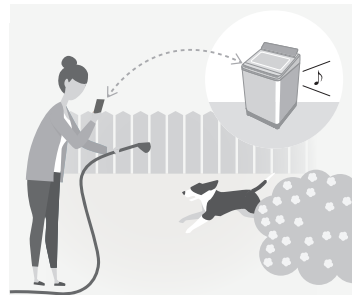
Kami ada “Kegemaran Saya” program. Anda boleh buat program asal dengan tetapan kegemaran anda.

- Sehingga 10 program untuk setiap operasi (CUCI, CUCI & KERING, KERING).



Pemberitahuan status mencuci dan tamat pengoperasian.

Pakaian boleh dikeluarkan dengan segera selepas dicuci.



- Kandungan, fungsi dan reka bentuk perkhidmatan ini tertakluk kepada perubahan atau penamatan tanpa notis terlebih dahulu.

Peralatan dan Persekitaran yang Diperlukan

Mari semak peralatan yang diperlukan untuk menggunakan aplikasi ini.

- Telefon pintar Android atau iOS (iPhone)

- Mengenai OS yang disokong

<https://www.panasonic.com/fiot/wash/>



Laman Web
Panasonic



- Persekitaran Internet

Sila sahkan bahawa ia adalah talian jalur lebar.

Contoh) FTTH (gentian optik), ADSL, CATV (televiisyen kabel), dsb.

komunikasi Internet
caj akan ditanggung
oleh pelanggan.



- Penghala LAN wayarles
Gunakan penghala LAN wayarles untuk menyambung ke Internet.



NOTA

- Pastikan penghala LAN wayarles mempunyai komunikasi standard jalur 2.4 GHz. (Komunikasi standard: IEEE802.11b, IEEE802.11g, IEEE802.11n)
Selain daripada di atas tidak boleh digunakan.
- Model yang hanya menyokong WEP tidak boleh digunakan.
- Sebagai langkah keselamatan, pastikan anda menggunakan penghala LAN wayarles yang boleh menetapkan kaedah penyulitan WPA3, WPA2 atau WPA.
- Kami mengesyorkan WPA3 dan WPA2 (AES) sebagai kaedah penyulitan.
- Kami tidak menjamin pegoperasian semua penghala LAN wayarles. (Penghala mudah alih tidak dijamin berfungsi.)

Panasonic SmartApp+ (sambungan)

Tetapan Awal



Ikut tetapan pada skrin aplikasi.

1 Pasangkan “Panasonic SmartApp+” (percuma)

- Anda boleh mendapatkan pautan untuk memuat turun aplikasi daripada “Laman Web Panasonic”.

<https://www.panasonic.com/fiot/wash/>



Laman Web Panasonic

- Sebagai alternatif, anda boleh mencari aplikasi “Panasonic SmartApp+” pada Google Play (Android) atau App Store (iOS) dan pasang aplikasi tersebut.
- Anda juga boleh mengimbas pautan untuk memasang aplikasi daripada kod QR yang ditampal pada mesin basuh.

2 Ikut arahan yang dipaparkan pada skrin aplikasi dan daftarkan mesin basuh.

- Kendalikan dalam kedudukan di mana anda boleh menyemak paparan pada mesin basuh.
- Ia tidak boleh dikendalikan semasa mesin basuh sedang berjalan.



Gunakan aplikasi (Hlm. 55)

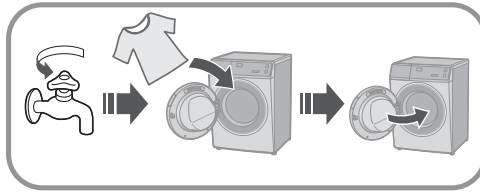
Menggunakan “Panasonic SmartApp+”

Selepas tetapan awal selesai, anda boleh menggunakan aplikasi tersebut.

Bersedia untuk menggunakan “Remote (Kawalan Jauh)”

Selepas tetapan awal selesai, anda boleh menggunakan aplikasi tersebut.

1



NOTA

- Tutup pintu sepenuhnya.

2



Lampu
(Buka)



Menyemak tetapan
“Auto Dose (Auto
Dos)” (Hlm. 11, 14)

atau



3



Tekan
5 saat.



lebih kurang
2 saat.


Selepas 10 min.



Semua petunjuk lain
dimatikan, kecuali:



NOTA

- Untuk membatalkan alat kawalan jauh mod dan buka kunci pintu → matikan kuasa.
- Apabila tiada alat kawalan jauh daripada aplikasi, alat kawalan jauh mod dikeluarkan selepas 23 jam. Semasa mod kawalan jauh, semua butang pada perkakas (kecuali ) adalah kurang upaya. Anda hanya boleh mengawal mesin basuh daripada aplikasi. Selepas 23 jam, skrin biasa dipaparkan dan alat kawalan jauh dinyahdayakan.

Untuk menyemak status komunikasi dengan lampu pada panel kawalan.

■ Kedudukan lampu



Menyala

Boleh Berkomunikasi (Disambungkan)



Berkelipkelip

Cuba untuk berkomunikasi
(Menyambung ke pelayan)



Mati

Tidak bersambung

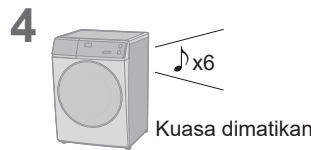



Panasonic SmartApp+ (sambungan)

Memulakan

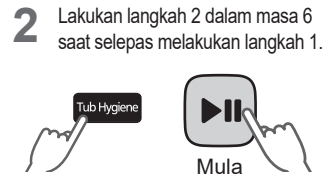
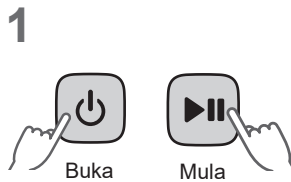
- Bila anda berhenti menggunakan "Panasonic SmartApp+"
- Disyaki digunakan untuk akses yang tidak dibenarkan
- Jika perkakas adalah mesin terpakai

Tetapkan semula tetapan LAN wayarles kepada tetapan lalai. (Kendalikan pada mesin basuh)
Anda juga harus berhenti menggunakan perkhidmatan aplikasitersebut.



Tetapkan semula semua kandungan seperti tetapan LAN wayarles, tetapan mesin basuh, sejarah operasi, dll. kepada keadaan semasa pembelian. Kod QR yang terletak di belakang pintu peranti tidak boleh digunakan untuk pendaftaran seterusnya. (Memulakan penuh)
(Kendalikan pada mesin basuh)

Apabila anda membuang atau memindahkan



Paparan Ralat

Paparan ralat	Punca & Langkah
<p>U81</p>	<ul style="list-style-type: none"> ● Gagal menyambungkan mesin basuh dan penghala LAN wayarles. Semak perkara berikut. <ul style="list-style-type: none"> • Penghala tidak dihidupkan. → Hidupkan kuasa. • Jarak antara penghala dan mesin basuh terlalu jauh. → Dekatkan penghala. • Terdapat peranti yang menggunakan gelombang radio, seperti ketuhar gelombang mikro, berdekatan. → Jaga jarak. → Berhenti menggunakan peranti atau tunggu sebentar dan cuba lagi • Berbilang peranti disambungkan ke penghala. → Matikan kuasa peranti yang anda tidak gunakan.
<p>U82</p>	<ul style="list-style-type: none"> ● Ralat komunikasi dengan pelayan. ● Mungkin terdapat masalah dengan sambungan internet anda. → Jika anda tidak tahu puncanya, hubungi pembekal, penghantar atau pengilang penghala anda.
<p>U83</p>	<ul style="list-style-type: none"> ● Dalam “Sambungan sandaran”, SSID atau kata laluan penghala tidak betul. → Semak perihalan penghala. ● Gagal menyambungkan mesin basuh dan penghala. → Semak perkara di atas “U81”.
<p>U84</p>	<ul style="list-style-type: none"> ● “Sambungan imbasan” gagal. Semak perkara berikut. <ul style="list-style-type: none"> • Bluetooth® tetapan pada telefon pintar anda dimatikan. • Kod QR tidak boleh dibaca dengan betul. → Pastikan bahawa tetapan Bluetooth® HIDUP, dan kemudian sambung semula. Jika anda masih tidak dapat menyambung, sila cuba “Sambungan sandaran”.
<p>Aplikasi memaparkan perkataan seperti “Tidak boleh berkomunikasi dengan mesin basuh.”</p>	<ul style="list-style-type: none"> ● Berkomunikasi semula selepas beberapa ketika, atau semak sambungan status dengan kaedah berikut. <div style="text-align: center;"> <p>1 Tutup</p> <p>2 Buka</p> <p>3 Tekan 5 saat.</p> <p>4 Timer</p> </div> <p>→ Jika “U81”, “U82”, dsb. dipaparkan, ia adalah ralat sambungan. Semak perkara di atas.</p>

Panasonic SmartApp+ (sambungan)

Penggunaan untuk LAN/Bluetooth® wayarles

■ Sekatan penggunaan

Sila ambil perhatian bahawa terdapat sekatan berikut terhadap penggunaan. Panasonic tidak bertanggungjawab untuk sebarang kerosakan sampingan akibat kegagalan mematuhi sekatan dan penggunaan atau ketidakupayaan untuk menggunakan mesin.

- Jangan sambung ke rangkaian wayarles yang anda tidak mempunyai kebenaran untuk digunakan. Rangkaian wayarles (SSID*) yang anda tiada kebenaran untuk digunakan semasa carian automatik bagi persekitaran rangkaian wayarles mungkin dipaparkan, tetapi jika anda menyambung, ia mungkin dianggap sebagai akses tanpa kebenaran.
- Jangan gunakan di tempat di mana medan magnet, statik elektrik, atau gangguan radio dijana. Jika anda menggunakannya berhampiran peranti berikut, komunikasi mungkin terganggu atau kelajuan mungkin perlahan.
 - Ketuhar gelombang mikro
 - LAN wayarles lain / Bluetooth® peranti
 - Peranti lain yang menggunakan gelombang radio dalam jalur 2.4 GHz (telefon tanpa wayar digital, peranti audio wayarles, konsol permainan, peranti PC, dsb.)
 - Objek logam yang mudah memantulkan gelombang radio

■ Langkah keselamatan

- Memandangkan LAN wayarles menggunakan gelombang radio untuk menghantar dan menerima data, terdapat risiko capaian yang tidak dibenarkan. Ambil langkah keselamatan untuk memastikan keselamatan data anda. (Hlm. 53) Sila ambil perhatian bahawa kami tidak bertanggungjawab untuk sebarang masalah yang berlaku tanpa mengambil langkah keselamatan.
- Untuk kata laluan (kunci penyulitan) penghalang LAN wayarles, rujuk masukpanduan manual penghalang LAN wayarles dan tetapkannya sebagai pertimbangan keselamatan.

■ Mengenai perisian tegar

- Mesin ini mempunyai fungsi untuk menyambung ke pelayan kemas kini perisian kami melalui Internet dan secara automatik mengemas kini perisiannya sendiri kepada yang terkini versi. Memandangkan komunikasi wayarles terganggu buat sementara waktu semasa kemas kini, komunikasi mungkin terganggu atau kelajuan mungkin perlahan.
- Jangan menganalisis atau mengubah suai perisian tegar.

* Nama yang digunakan untuk mengenal pasti rangkaian tertentu pada LAN wayarles. Jika SSID ini sepadan pada kedua-dua peranti, komunikasi boleh dilakukan.

Hak Cipta, dll.

- Android and Google Play are trademarks or registered trademarks of Google LLC.
- iPhone is a trademark of Apple Inc., registered in the U.S. and other countries.
- IOS is a trademark or registered trademark of Cisco in the U.S. and other countries and is used under license.
- The App Store is a service mark of Apple Inc.
- QR Code is registered trademark of DENSO WAVE INCORPORATED.
- Bluetooth® word mark and logo are registered trademarks owned by Bluetooth SIG, Inc.
- Panasonic Corporation uses these marks under license. Other trademarks and trade names are property of their respective owners.
- Other names, company names, product names, etc. described in this manual are trademarks or registered trademarks of their respective companies. Some ™ and ® marks are not included in the text.

■ About software

This product consists of the following types of software.

- (1) Software developed by or for Panasonic Corporation (Panasonic)
- (2) Software owned by a third party and licensed to Panasonic
- (3) Conditionally licensed open source software

The software classified in (3) above is distributed with the expectation that it will be useful on its own, but we do not warrant any implied guarantee of “commerciality” or “fitness for a specific purpose”. No warranty is given, including.

cJSON

Copyright (c) 2009 Dave Gamble
Copyright (c) 2009-2017 Dave Gamble and cJSON contributors

Permission is hereby granted, free of charge, to any person obtaining a copy of this software and associated documentation files (the “Software”), to deal in the Software without restriction, including without limitation the rights to use, copy, modify, merge, publish, distribute, sublicense, and/or sell copies of the Software, and to permit persons to whom the Software is furnished to do so, subject to the following conditions:

The above copyright notice and this permission notice shall be included in all copies or substantial portions of the Software.

THE SOFTWARE IS PROVIDED “AS IS”, WITHOUT WARRANTY OF ANY KIND, EXPRESS OR IMPLIED, INCLUDING BUT NOT LIMITED TO THE WARRANTIES OF MERCHANTABILITY, FITNESS FOR A PARTICULAR PURPOSE AND NONINFRINGEMENT. IN NO EVENT SHALL THE AUTHORS OR COPYRIGHT HOLDERS BE LIABLE FOR ANY CLAIM, DAMAGES OR OTHER LIABILITY, WHETHER IN AN ACTION OF CONTRACT, TORT OR OTHERWISE, ARISING FROM, OUT OF OR IN CONNECTION WITH THE SOFTWARE OR THE USE OR OTHER DEALINGS IN THE SOFTWARE.

wpa_supplicant

Copyright (c) 2005-2009, Jouni Malinen <j@w1.fi>
Copyright (c) 2008, Jouni Malinen <j@w1.fi>

wpa_supplicant
=====

Copyright (c) 2003-2019, Jouni Malinen <j@w1.fi> and contributors All Rights Reserved.

This program is licensed under the BSD license (the one with advertisement clause removed).

If you are submitting changes to the project, please see CONTRIBUTIONS file for more instructions.

License

This software may be distributed, used, and modified under the terms of BSD license:

Redistribution and use in source and binary forms, with or without modification, are permitted provided that the following conditions are met:

1. Redistributions of source code must retain the above copyright notice, this list of conditions and the following disclaimer.
2. Redistributions in binary form must reproduce the above copyright notice, this list of conditions and the following disclaimer in the documentation and/or other materials provided with the distribution.

Panasonic SmartApp+ (sambungan)

Hak Cipta, dll. (sambungan)

3. Neither the name(s) of the above-listed copyright holder(s) nor the names of its contributors may be used to endorse or promote products derived from this software without specific prior written permission.

THIS SOFTWARE IS PROVIDED BY THE COPYRIGHT HOLDERS AND CONTRIBUTORS "AS IS" AND ANY EXPRESS OR IMPLIED WARRANTIES, INCLUDING, BUT NOT LIMITED TO, THE IMPLIED WARRANTIES OF MERCHANTABILITY AND FITNESS FOR A PARTICULAR PURPOSE ARE DISCLAIMED. IN NO EVENT SHALL THE COPYRIGHT OWNER OR CONTRIBUTORS BE LIABLE FOR ANY DIRECT, INDIRECT, INCIDENTAL, SPECIAL, EXEMPLARY, OR CONSEQUENTIAL DAMAGES (INCLUDING, BUT NOT LIMITED TO, PROCUREMENT OF SUBSTITUTE GOODS OR SERVICES; LOSS OF USE, DATA, OR PROFITS; OR BUSINESS INTERRUPTION) HOWEVER CAUSED AND ON ANY THEORY OF LIABILITY, WHETHER IN CONTRACT, STRICT LIABILITY, OR TORT (INCLUDING NEGLIGENCE OR OTHERWISE) ARISING IN ANY WAY OUT OF THE USE OF THIS SOFTWARE, EVEN IF ADVISED OF THE POSSIBILITY OF SUCH DAMAGE.

Mbed TLS

Copyright (C) 2006-2015, ARM Limited, All Rights Reserved
Copyright (C) 2006-2016, ARM Limited, All Rights Reserved
Copyright (C) 2006-2017, ARM Limited, All Rights Reserved
Copyright (C) 2006-2018, ARM Limited, All Rights Reserved
Copyright (C) 2006-2018, Arm Limited (or its affiliates), All Rights Reserved
Copyright (C) 2006-2018, Arm Limited (or its affiliates), All Rights Reserved.
Copyright (C) 2006-2019, ARM Limited, All Rights Reserved
Copyright (C) 2006-2019, Arm Limited (or its affiliates), All Rights Reserved
Copyright (C) 2016, ARM Limited, All Rights Reserved
Copyright (C) 2016-2018, ARM Limited, All Rights Reserved
Copyright (C) 2018, Arm Limited (or its affiliates), All Rights Reserved
Copyright (C) 2018, Arm Limited, All Rights Reserved

RealtekSDK

(C) COPYRIGHT 2011 STMicroelectronics
(C) COPYRIGHT 2017 Realtek Semiconductor Corporation
Copyright (C) 2019 Amazon.com, Inc. or its affiliates. All Rights Reserved.
Copyright (c) 2006-2013 ARM Limited
Copyright (c) 2009-2016 ARM Limited. All rights reserved.
Copyright (c) 2009-2017 ARM Limited. All rights reserved.
Copyright (c) 2009-2018 Arm Limited. All rights reserved.
Copyright (c) 2013 ARM LIMITED All rights reserved.
Copyright (c) 2013 Realtek Semiconductor Corp.
Copyright (c) 2013-2016 Realtek Semiconductor Corp.

Copyright (c) 2014, Realtek Semiconductor Corp. All rights reserved.

Copyright (c) 2015, Realsil Semiconductor Corporation. All rights reserved.

Copyright (c) 2015, Realtek Semiconductor Corp. All rights reserved.

Copyright (c) 2015, Realtek Semiconductor Corporation. All rights reserved.

Copyright (c) 2017, Realsil Semiconductor Corporation. All rights reserved.

Copyright (c) 2017, Realtek Semiconductor Corporation. All rights reserved.

Copyright (c) 2017-2018 Arm Limited. All rights reserved.

Copyright 2014 Tencent. All rights reserved.

Copyright(c) 2007 - 2012 Realtek Corporation. All rights reserved.

Copyright(c) 2007 - 2016 Realtek Corporation. All rights reserved.

Copyright(c) 2007 - 2017 Realtek Corporation. All rights reserved.

Copyright(c) 2007 - 2018 Realtek Corporation. All rights reserved.

Copyright(c) 2014, Realtek Semiconductor Corporation. All rights reserved.

Copyright(c) 2015, Realtek Semiconductor Corporation. All rights reserved.

Copyright(c) 2016, Realtek Semiconductor Corporation. All rights reserved.

Copyright(c) 2017, Realtek Semiconductor Corporation. All rights reserved.

Copyright(c) 2019, Realtek Semiconductor Corporation. All rights reserved.

copyright Kulesh Shanmugasundaram (kulesh [squiggly] isis.poly.edu)

Apache License

Version 2.0, January 2004
<http://www.apache.org/licenses/>

TERMS AND CONDITIONS FOR USE, REPRODUCTION, AND DISTRIBUTION

1. Definitions.

"License" shall mean the terms and conditions for use, reproduction, and distribution as defined by Sections 1 through 9 of this document.

"Licensor" shall mean the copyright owner or entity authorized by the copyright owner that is granting the License.

"Legal Entity" shall mean the union of the acting entity and all other entities that control, are controlled by, or are under common control with that entity. For the purposes of this definition, "control" means (i) the power, direct or indirect, to cause the direction or management of such entity, whether by contract or otherwise, or (ii) ownership of fifty percent (50%) or more of the outstanding shares, or (iii) beneficial ownership of such entity.

"You" (or "Your") shall mean an individual or Legal Entity exercising permissions granted by this License.

"Source" form shall mean the preferred form for making modifications, including but not limited to software source code, documentation source, and configuration files.

"Object" form shall mean any form resulting from mechanical transformation or translation of a Source form, including but not limited to compiled object code, generated documentation, and conversions to other media types.

"Work" shall mean the work of authorship, whether in Source or Object form, made available under the License, as indicated by a copyright notice that is included in or attached to the work (an example is provided in the Appendix below).

"Derivative Works" shall mean any work, whether in Source or Object form, that is based on (or derived from) the Work and for which the editorial revisions, annotations, elaborations, or other modifications represent, as a whole, an original work of authorship. For the purposes of this License, Derivative Works shall not include works that remain separable from, or merely link (or bind by name) to the interfaces of, the Work and Derivative Works thereof.

"Contribution" shall mean any work of authorship, including the original version of the Work and any modifications or additions to that Work or Derivative Works thereof, that is intentionally submitted to Licensor for inclusion in the Work by the copyright owner or by an individual or Legal Entity authorized to submit on behalf of the copyright owner. For the purposes of this definition, "submitted" means any form of electronic, verbal, or written communication sent to the Licensor or its representatives, including but not limited to communication on electronic mailing lists, source code control systems, and issue tracking systems that are managed by, or on behalf of, the Licensor for the purpose of discussing and improving the Work, but excluding communication that is conspicuously marked or otherwise designated in writing by the copyright owner as "Not a Contribution".

"Contributor" shall mean Licensor and any individual or Legal Entity on behalf of whom a Contribution has been received by Licensor and subsequently incorporated within the Work.

2. Grant of Copyright License.

Subject to the terms and conditions of this License, each Contributor hereby grants to You a perpetual, worldwide, non-exclusive, no-charge, royalty-free, irrevocable copyright license to reproduce, prepare Derivative Works of, publicly display, publicly perform, sublicense, and distribute the Work and such Derivative Works in Source or Object form.

3. Grant of Patent License.

Subject to the terms and conditions of this License, each Contributor hereby grants to You a perpetual, worldwide, non-exclusive, no-charge, royalty-free, irrevocable (except as stated in this section) patent license to make, have made, use, offer to sell, sell, import, and otherwise transfer the Work, where such license applies only to those patent claims licensable by such Contributor that are necessarily infringed by their Contribution(s) alone or by combination of their Contribution(s) with the Work to which such Contribution(s) was submitted. If You institute patent litigation against any entity (including a cross-claim or counterclaim in a lawsuit) alleging that the Work or a Contribution incorporated within the Work constitutes direct or contributory patent infringement, then any patent licenses granted to You under this License for that Work shall terminate as of the date such litigation is filed.

4. Redistribution.

You may reproduce and distribute copies of the Work or Derivative Works thereof in any medium, with or without modifications, and in Source or Object form, provided that You meet the following conditions:

- (a) You must give any other recipients of the Work or Derivative Works a copy of this License; and
- (b) You must cause any modified files to carry prominent notices stating that You changed the files; and
- (c) You must retain, in the Source form of any Derivative Works that You distribute, all copyright, patent, trademark, and attribution notices from the Source form of the Work, excluding those notices that do not pertain to any part of the Derivative Works; and
- (d) If the Work includes a "NOTICE" text file as part of its distribution, then any Derivative Works that You distribute must include a readable copy of the attribution notices contained within such NOTICE file, excluding those notices that do not pertain to any part of the Derivative Works, in at least one of the following places: within a NOTICE text file distributed as part of the Derivative Works; within the Source form or documentation, if provided along with the Derivative Works; or, within a display generated by the Derivative Works, if and wherever such third-party notices normally appear. The contents of the NOTICE file are for informational purposes only and do not modify the License. You may add Your own attribution notices within Derivative Works that You distribute, alongside or as an addendum to the NOTICE text from the Work, provided that such additional attribution notices cannot be construed as modifying the License.

You may add Your own copyright statement to Your modifications and may provide additional or different license terms and conditions for use, reproduction, or distribution of Your modifications, or for any such Derivative Works as a whole, provided Your use, reproduction, and distribution of the Work otherwise complies with the conditions stated in this License.

5. Submission of Contributions.

Unless You explicitly state otherwise, any Contribution intentionally submitted for inclusion in the Work by You to the Licensor shall be under the terms and conditions of this License, without any additional terms or conditions. Notwithstanding the above, nothing herein shall supersede or modify the terms of any separate license agreement you may have executed with Licensor regarding such Contributions.

6. Trademarks.

This License does not grant permission to use the trade names, trademarks, service marks, or product names of the Licensor, except as required for reasonable and customary use in describing the origin of the Work and reproducing the content of the NOTICE file.

7. Disclaimer of Warranty.

Unless required by applicable law or agreed to in writing, Licensor provides the Work (and each Contributor provides its Contributions) on an "AS IS" BASIS, WITHOUT WARRANTIES OR CONDITIONS OF ANY KIND, either express or implied, including, without limitation, any warranties or conditions of TITLE, NON-INFRINGEMENT, MERCHANTABILITY,

Panasonic SmartApp+ (sambungan)

Hak Cipta, dll. (sambungan)

or FITNESS FOR A PARTICULAR PURPOSE. You are solely responsible for determining the appropriateness of using or redistributing the Work and assume any risks associated with Your exercise of permissions under this License.

8. Limitation of Liability.

In no event and under no legal theory, whether in tort (including negligence), contract, or otherwise, unless required by applicable law (such as deliberate and grossly negligent acts) or agreed to in writing, shall any Contributor be liable to You for damages, including any direct, indirect, special, incidental, or consequential damages of any character arising as a result of this License or out of the use or inability to use the Work (including but not limited to damages for loss of goodwill, work stoppage, computer failure or malfunction, or any and all other commercial damages or losses), even if such Contributor has been advised of the possibility of such damages.

9. Accepting Warranty or Additional Liability.

While redistributing the Work or Derivative Works thereof, You may choose to offer, and charge a fee for, acceptance of support, warranty, indemnity, or other liability obligations and/or rights consistent with this License. However, in accepting such obligations, You may act only on Your own behalf and on Your sole responsibility, not on behalf of any other Contributor, and only if You agree to indemnify, defend, and hold each Contributor harmless for any liability incurred by, or claims asserted against, such Contributor by reason of your accepting any such warranty or additional liability.

END OF TERMS AND CONDITIONS

APPENDIX: How to apply the Apache License to your work.

To apply the Apache License to your work, attach the following boilerplate notice, with the fields enclosed by brackets “[]” replaced with your own identifying information. (Don't include the brackets!) The text should be enclosed in the appropriate comment syntax for the file format. We also recommend that a file or class name and description of purpose be included on the same “printed page” as the copyright notice for easier identification within third-party archives.

Copyright [yyyy] [name of copyright owner]

Licensed under the Apache License, Version 2.0 (the “License”);
you may not use this file except in compliance with the License.
You may obtain a copy of the License at

<http://www.apache.org/licenses/LICENSE-2.0>

Unless required by applicable law or agreed to in writing, software distributed under the License is distributed on an “AS IS” BASIS, WITHOUT WARRANTIES OR CONDITIONS OF ANY KIND, either express or implied. See the License for the specific language governing permissions and limitations under the License.

lwIP

Copyright (c) 1997 Global Election Systems Inc.
Copyright (c) 2001-2003 Swedish Institute of Computer Science.
Copyright (c) 2001-2003 Swedish Institute of Computer Science. All rights reserved.
Copyright (c) 2001-2004 Axon Digital Design B.V., The Netherlands. All rights reserved.
Copyright (c) 2001-2004 Leon Woestenberg <leon.woestenberg@gmx.net>
Copyright (c) 2001-2004 Swedish Institute of Computer Science. All rights reserved.
Copyright (c) 2002 CITEL Technologies Ltd. All rights reserved.
Copyright (c) 2002-2003, Adam Dunkels.
Copyright (c) 2002-2003, Adam Dunkels. All rights reserved.
Copyright (c) 2003 by Marc Boucher, Services Informatiques (MBSI) inc.
Copyright (c) 2003-2004 Axon Digital Design B.V., The Netherlands. All rights reserved.
Copyright (c) 2003-2004 Leon Woestenberg <leon.woestenberg@axon.tv>
Copyright (c) 2007 Dominik Spies <kontakt@dspies.de> All rights reserved.
Copyright (c) 2010 Inico Technologies Ltd. All rights reserved.
Copyright (c) 2016 The MINIX 3 Project. All rights reserved.

/*

*Copyright (c) 2001, 2002 Swedish Institute of
*Computer Science. All rights reserved.

*

*Redistribution and use in source and binary forms,
*with or without modification, are permitted provided
*that the following conditions are met:

*

- *1. Redistributions of source code must retain the
* above copyright notice, this list of conditions and the
* following disclaimer.
- *2. Redistributions in binary form must reproduce the
* above copyright notice, this list of conditions and the
* following disclaimer in the documentation and/or
* other materials provided with the distribution.
- *3. The name of the author may not be used to endorse
* or promote products derived from this software
* without specific prior written permission.

*THIS SOFTWARE IS PROVIDED BY THE
*AUTHOR “AS IS” AND ANY EXPRESS OR IMPLIED
*WARRANTIES, INCLUDING, BUT NOT LIMITED TO,
*THE IMPLIED WARRANTIES OF MERCHANTABILITY
*AND FITNESS FOR A PARTICULAR PURPOSE ARE
*DISCLAIMED. IN NO EVENT SHALL THE AUTHOR BE
*LIABLE FOR ANY DIRECT, INDIRECT, INCIDENTAL,
*SPECIAL, EXEMPLARY, OR CONSEQUENTIAL
*DAMAGES (INCLUDING, BUT NOT LIMITED TO,
*PROCUREMENT OF SUBSTITUTE GOODS OR
*SERVICES; LOSS OF USE, DATA, OR PROFITS;
*OR BUSINESS INTERRUPTION) HOWEVER
*CAUSED AND ON ANY THEORY OF LIABILITY,
*WHETHER IN CONTRACT, STRICT LIABILITY, OR

*TORT (INCLUDING NEGLIGENCE OR OTHERWISE)
*ARISING IN ANY WAY OUT OF THE USE OF
*THIS SOFTWARE, EVEN IF ADVISED OF THE
*POSSIBILITY OF SUCH DAMAGE.

*
*This file is part of the lwIP TCP/IP stack.

*
*Author: Adam Dunkels <adam@sics.se>

*
*/

FreeRTOS

Copyright (C) 2017 Amazon.com, Inc. or its affiliates.
All Rights Reserved.
Copyright (C) 2019 Amazon.com, Inc. or its affiliates.
All Rights Reserved.

The FreeRTOS kernel is released under the MIT open source license, the text of which is provided below.

This license covers the FreeRTOS kernel source files, which are located in the /FreeRTOS/Source directory of the official FreeRTOS kernel download. It also covers most of the source files in the demo application projects, which are located in the /FreeRTOS/Demo directory of the official FreeRTOS download. The demo projects may also include third party software that is not part of FreeRTOS and is licensed separately to FreeRTOS. Examples of third party software includes header files provided by chip or tools vendors, linker scripts, peripheral drivers, etc. All the software in subdirectories of the /FreeRTOS directory is either open source or distributed with permission, and is free for use. For the avoidance of doubt, refer to the comments at the top of each source file.

License text:

Copyright (C) 2019 Amazon.com, Inc. or its affiliates.
All Rights Reserved.

Permission is hereby granted, free of charge, to any person obtaining a copy of this software and associated documentation files (the "Software"), to deal in the Software without restriction, including without limitation the rights to use, copy, modify, merge, publish, distribute, sublicense, and/or sell copies of the Software, and to permit persons to whom the Software is furnished to do so, subject to the following conditions:

The above copyright notice and this permission notice shall be included in all copies or substantial portions of the Software.

THE SOFTWARE IS PROVIDED "AS IS", WITHOUT WARRANTY OF ANY KIND, EXPRESS OR IMPLIED, INCLUDING BUT NOT LIMITED TO THE WARRANTIES OF MERCHANTABILITY, FITNESS FOR A PARTICULAR PURPOSE AND NONINFRINGEMENT. IN NO EVENT SHALL THE AUTHORS OR COPYRIGHT HOLDERS BE LIABLE FOR ANY CLAIM, DAMAGES OR OTHER LIABILITY,

WHETHER IN AN ACTION OF CONTRACT, TORT OR OTHERWISE, ARISING FROM, OUT OF OR IN CONNECTION WITH THE SOFTWARE OR THE USE OR OTHER DEALINGS IN THE SOFTWARE.

newlib

The newlib subdirectory is a collection of software from several sources.

Each file may have its own copyright/license that is embedded in the source file. Unless otherwise noted in the body of the source file(s), the following copyright notices will apply to the contents of the newlib subdirectory:

(1) Red Hat Incorporated

Copyright (c) 1994-2009 Red Hat, Inc.
All rights reserved.

This copyrighted material is made available to anyone wishing to use, modify, copy, or redistribute it subject to the terms and conditions of the BSD License. This program is distributed in the hope that it will be useful, but WITHOUT ANY WARRANTY expressed or implied, including the implied warranties of MERCHANTABILITY or FITNESS FOR A PARTICULAR PURPOSE. A copy of this license is available at <http://www.opensource.org/licenses>. Any Red Hat trademarks that are incorporated in the source code or documentation are not subject to the BSD License and may only be used or replicated with the express permission of Red Hat, Inc.

(2) University of California, Berkeley

Copyright (c) 1981-2000 The Regents of the University of California. All rights reserved.

Redistribution and use in source and binary forms, with or without modification, are permitted provided that the following conditions are met:

- * Redistributions of source code must retain the above copyright notice, this list of conditions and the following disclaimer.
- * Redistributions in binary form must reproduce the above copyright notice, this list of conditions and the following disclaimer in the documentation and/or other materials provided with the distribution.
- * Neither the name of the University nor the names of its contributors may be used to endorse or promote products derived from this software without specific prior written permission.

THIS SOFTWARE IS PROVIDED BY THE COPYRIGHT HOLDERS AND CONTRIBUTORS "AS IS" AND ANY EXPRESS OR IMPLIED WARRANTIES, INCLUDING, BUT NOT LIMITED TO, THE IMPLIED WARRANTIES OF MERCHANTABILITY AND FITNESS FOR A PARTICULAR PURPOSE ARE DISCLAIMED. IN NO EVENT SHALL THE COPYRIGHT OWNER

Panasonic SmartApp+ (sambungan)

Hak Cipta, dll. (sambungan)

OR CONTRIBUTORS BE LIABLE FOR ANY DIRECT, INDIRECT, INCIDENTAL, SPECIAL, EXEMPLARY, OR CONSEQUENTIAL DAMAGES (INCLUDING, BUT NOT LIMITED TO, PROCUREMENT OF SUBSTITUTE GOODS OR SERVICES; LOSS OF USE, DATA, OR PROFITS; OR BUSINESS INTERRUPTION) HOWEVER CAUSED AND ON ANY THEORY OF LIABILITY, WHETHER IN CONTRACT, STRICT LIABILITY, OR TORT (INCLUDING NEGLIGENCE OR OTHERWISE) ARISING IN ANY WAY OUT OF THE USE OF THIS SOFTWARE, EVEN IF ADVISED OF THE POSSIBILITY OF SUCH DAMAGE.

(3) David M. Gay (AT&T 1991, Lucent 1998)

The author of this software is David M. Gay.

Copyright (c) 1991 by AT&T.

Permission to use, copy, modify, and distribute this software for any purpose without fee is hereby granted, provided that this entire notice is included in all copies of any software which is or includes a copy or modification of this software and in all copies of the supporting documentation for such software.

THIS SOFTWARE IS BEING PROVIDED "AS IS", WITHOUT ANY EXPRESS OR IMPLIED WARRANTY. IN PARTICULAR, NEITHER THE AUTHOR NOR AT&T MAKES ANY REPRESENTATION OR WARRANTY OF ANY KIND CONCERNING THE MERCHANTABILITY OF THIS SOFTWARE OR ITS FITNESS FOR ANY PARTICULAR PURPOSE.

The author of this software is David M. Gay.

Copyright (C) 1998-2001 by Lucent Technologies All Rights Reserved

Permission to use, copy, modify, and distribute this software and its documentation for any purpose and without fee is hereby granted, provided that the above copyright notice appear in all copies and that both that the copyright notice and this permission notice and warranty disclaimer appear in supporting documentation, and that the name of Lucent or any of its entities not be used in advertising or publicity pertaining to distribution of the software without specific, written prior permission.

LUCENT DISCLAIMS ALL WARRANTIES WITH REGARD TO THIS SOFTWARE, INCLUDING ALL IMPLIED WARRANTIES OF MERCHANTABILITY AND FITNESS. IN NO EVENT SHALL LUCENT OR ANY OF ITS ENTITIES BE LIABLE FOR ANY SPECIAL, INDIRECT OR CONSEQUENTIAL DAMAGES OR ANY DAMAGES WHATSOEVER RESULTING FROM LOSS OF USE, DATA OR PROFITS, WHETHER IN AN ACTION OF CONTRACT, NEGLIGENCE OR OTHER TORTIOUS ACTION, ARISING OUT OF OR IN

CONNECTION WITH THE USE OR PERFORMANCE OF THIS SOFTWARE.

(4) Advanced Micro Devices

Copyright 1989, 1990 Advanced Micro Devices, Inc.

This software is the property of Advanced Micro Devices, Inc (AMD) which specifically grants the user the right to modify, use and distribute this software provided this notice is not removed or altered. All other rights are reserved by AMD.

AMD MAKES NO WARRANTY OF ANY KIND, EXPRESS OR IMPLIED, WITH REGARD TO THIS SOFTWARE. IN NO EVENT SHALL AMD BE LIABLE FOR INCIDENTAL OR CONSEQUENTIAL DAMAGES IN CONNECTION WITH OR ARISING FROM THE FURNISHING, PERFORMANCE, OR USE OF THIS SOFTWARE.

So that all may benefit from your experience, please report any problems or suggestions about this software to the 29K Technical Support Center at 800-29-29-AMD (800-292-9263) in the USA, or 0800-89-1131 in the UK, or 0031-11-1129 in Japan, toll free. The direct dial number is 512-462-4118.

Advanced Micro Devices, Inc.
29K Support Products
Mail Stop 573
5900 E. Ben White Blvd.
Austin, TX 78741
800-292-9263

(7) Sun Microsystems

Copyright (C) 1993 by Sun Microsystems, Inc.
All rights reserved.

Developed at SunPro, a Sun Microsystems, Inc. business.

Permission to use, copy, modify, and distribute this software is freely granted, provided that this notice is preserved.

(8) Hewlett Packard

(c) Copyright 1986 HEWLETT-PACKARD COMPANY

To anyone who acknowledges that this file is provided "AS IS" without any express or implied warranty: permission to use, copy, modify, and distribute this file for any purpose is hereby granted without fee, provided that the above copyright notice and this notice appears in all copies, and that the name of Hewlett-Packard Company not be used in advertising or publicity pertaining to distribution of the software without specific, written prior permission. Hewlett-Packard Company makes no representations about the suitability of this software for any purpose.

(9) Hans-Peter Nilsson

Copyright (C) 2001 Hans-Peter Nilsson

Permission to use, copy, modify, and distribute this software is freely granted, provided that the above copyright notice, this notice and the following disclaimer are preserved with no changes.

THIS SOFTWARE IS PROVIDED "AS IS" AND WITHOUT ANY EXPRESS OR IMPLIED WARRANTIES, INCLUDING, WITHOUT LIMITATION, THE IMPLIED WARRANTIES OF MERCHANTABILITY AND FITNESS FOR A PARTICULAR PURPOSE.

(11) Christopher G. Demetriou

Copyright (c) 2001 Christopher G. Demetriou
All rights reserved.

Redistribution and use in source and binary forms, with or without modification, are permitted provided that the following conditions are met:

1. Redistributions of source code must retain the above copyright notice, this list of conditions and the following disclaimer.
2. Redistributions in binary form must reproduce the above copyright notice, this list of conditions and the following disclaimer in the documentation and/or other materials provided with the distribution.
3. The name of the author may not be used to endorse or promote products derived from this software without specific prior written permission.

THIS SOFTWARE IS PROVIDED BY THE AUTHOR "AS IS" AND ANY EXPRESS OR IMPLIED WARRANTIES, INCLUDING, BUT NOT LIMITED TO, THE IMPLIED WARRANTIES OF MERCHANTABILITY AND FITNESS FOR A PARTICULAR PURPOSE ARE DISCLAIMED. IN NO EVENT SHALL THE AUTHOR BE LIABLE FOR ANY DIRECT, INDIRECT, INCIDENTAL, SPECIAL, EXEMPLARY, OR CONSEQUENTIAL DAMAGES (INCLUDING, BUT NOT LIMITED TO, PROCUREMENT OF SUBSTITUTE GOODS OR SERVICES; LOSS OF USE, DATA, OR PROFITS; OR BUSINESS INTERRUPTION) HOWEVER CAUSED AND ON ANY THEORY OF LIABILITY, WHETHER IN CONTRACT, STRICT LIABILITY, OR TORT (INCLUDING NEGLIGENCE OR OTHERWISE) ARISING IN ANY WAY OUT OF THE USE OF THIS SOFTWARE, EVEN IF ADVISED OF THE POSSIBILITY OF SUCH DAMAGE.

(12) SuperH, Inc.

Copyright 2002 SuperH, Inc. All rights reserved

This software is the property of SuperH, Inc (SuperH) which specifically grants the user the right to modify, use and distribute this software provided this notice is not removed or altered. All other rights are reserved by SuperH.

SUPERH MAKES NO WARRANTY OF ANY KIND, EXPRESS OR IMPLIED, WITH REGARD TO THIS SOFTWARE. IN NO EVENT SHALL SUPERH BE LIABLE FOR INDIRECT, SPECIAL, INCIDENTAL OR CONSEQUENTIAL DAMAGES IN CONNECTION WITH OR ARISING FROM THE FURNISHING, PERFORMANCE, OR USE OF THIS SOFTWARE.

So that all may benefit from your experience, please report any problems or suggestions about this software to the SuperH Support Center via e-mail at softwaresupport@superh.com.

SuperH, Inc.
405 River Oaks Parkway
San Jose
CA 95134
USA

(13) Royal Institute of Technology

Copyright (c) 1999 Kungliga Tekniska Högskolan (Royal Institute of Technology, Stockholm, Sweden).
All rights reserved.

Redistribution and use in source and binary forms, with or without modification, are permitted provided that the following conditions are met:

1. Redistributions of source code must retain the above copyright notice, this list of conditions and the following disclaimer.
2. Redistributions in binary form must reproduce the above copyright notice, this list of conditions and the following disclaimer in the documentation and/or other materials provided with the distribution.
3. Neither the name of KTH nor the names of its contributors may be used to endorse or promote products derived from this software without specific prior written permission.

THIS SOFTWARE IS PROVIDED BY KTH AND ITS CONTRIBUTORS "AS IS" AND ANY EXPRESS OR IMPLIED WARRANTIES, INCLUDING, BUT NOT LIMITED TO, THE IMPLIED WARRANTIES OF MERCHANTABILITY AND FITNESS FOR A PARTICULAR PURPOSE ARE DISCLAIMED. IN NO EVENT SHALL KTH OR ITS CONTRIBUTORS BE LIABLE FOR ANY DIRECT, INDIRECT, INCIDENTAL, SPECIAL, EXEMPLARY, OR CONSEQUENTIAL DAMAGES (INCLUDING, BUT NOT LIMITED TO, PROCUREMENT OF SUBSTITUTE GOODS OR SERVICES; LOSS OF USE, DATA, OR PROFITS; OR BUSINESS INTERRUPTION) HOWEVER CAUSED AND ON ANY THEORY OF LIABILITY, WHETHER IN CONTRACT, STRICT LIABILITY, OR TORT (INCLUDING NEGLIGENCE OR OTHERWISE) ARISING IN ANY WAY OUT OF THE USE OF THIS SOFTWARE, EVEN IF ADVISED OF THE POSSIBILITY OF SUCH DAMAGE.

Panasonic SmartApp+ (sambungan)

Hak Cipta, dll. (sambungan)

(14) Alexey Zelkin

Copyright (c) 2000, 2001 Alexey Zelkin <phantom@FreeBSD.org>
All rights reserved.

Redistribution and use in source and binary forms, with or without modification, are permitted provided that the following conditions are met:

1. Redistributions of source code must retain the above copyright notice, this list of conditions and the following disclaimer.
2. Redistributions in binary form must reproduce the above copyright notice, this list of conditions and the following disclaimer in the documentation and/or other materials provided with the distribution.

THIS SOFTWARE IS PROVIDED BY THE AUTHOR AND CONTRIBUTORS "AS IS" AND ANY EXPRESS OR IMPLIED WARRANTIES, INCLUDING, BUT NOT LIMITED TO, THE IMPLIED WARRANTIES OF MERCHANTABILITY AND FITNESS FOR A PARTICULAR PURPOSE ARE DISCLAIMED. IN NO EVENT SHALL THE AUTHOR OR CONTRIBUTORS BE LIABLE FOR ANY DIRECT, INDIRECT, INCIDENTAL, SPECIAL, EXEMPLARY, OR CONSEQUENTIAL DAMAGES (INCLUDING, BUT NOT LIMITED TO, PROCUREMENT OF SUBSTITUTE GOODS OR SERVICES; LOSS OF USE, DATA, OR PROFITS; OR BUSINESS INTERRUPTION) HOWEVER CAUSED AND ON ANY THEORY OF LIABILITY, WHETHER IN CONTRACT, STRICT LIABILITY, OR TORT (INCLUDING NEGLIGENCE OR OTHERWISE) ARISING IN ANY WAY OUT OF THE USE OF THIS SOFTWARE, EVEN IF ADVISED OF THE POSSIBILITY OF SUCH DAMAGE.

(15) Andrey A. Chernov

Copyright (C) 1997 by Andrey A. Chernov, Moscow, Russia.
All rights reserved.

Redistribution and use in source and binary forms, with or without modification, are permitted provided that the following conditions are met:

1. Redistributions of source code must retain the above copyright notice, this list of conditions and the following disclaimer.
2. Redistributions in binary form must reproduce the above copyright notice, this list of conditions and the following disclaimer in the documentation and/or other materials provided with the distribution.

THIS SOFTWARE IS PROVIDED BY THE AUTHOR "AS IS" AND ANY EXPRESS OR IMPLIED WARRANTIES, INCLUDING, BUT NOT LIMITED TO, THE IMPLIED WARRANTIES OF MERCHANTABILITY AND FITNESS FOR A PARTICULAR PURPOSE ARE DISCLAIMED. IN NO EVENT SHALL THE REGENTS OR CONTRIBUTORS BE LIABLE FOR ANY DIRECT, INDIRECT, INCIDENTAL, SPECIAL, EXEMPLARY, OR CONSEQUENTIAL DAMAGES (INCLUDING, BUT NOT LIMITED TO, PROCUREMENT OF SUBSTITUTE

GOODS OR SERVICES; LOSS OF USE, DATA, OR PROFITS; OR BUSINESS INTERRUPTION) HOWEVER CAUSED AND ON ANY THEORY OF LIABILITY, WHETHER IN CONTRACT, STRICT LIABILITY, OR TORT (INCLUDING NEGLIGENCE OR OTHERWISE) ARISING IN ANY WAY OUT OF THE USE OF THIS SOFTWARE, EVEN IF ADVISED OF THE POSSIBILITY OF SUCH DAMAGE.

(16) FreeBSD

Copyright (c) 1997-2002 FreeBSD Project.
All rights reserved.

Redistribution and use in source and binary forms, with or without modification, are permitted provided that the following conditions are met:

1. Redistributions of source code must retain the above copyright notice, this list of conditions and the following disclaimer.
2. Redistributions in binary form must reproduce the above copyright notice, this list of conditions and the following disclaimer in the documentation and/or other materials provided with the distribution.

THIS SOFTWARE IS PROVIDED BY THE AUTHOR AND CONTRIBUTORS "AS IS" AND ANY EXPRESS OR IMPLIED WARRANTIES, INCLUDING, BUT NOT LIMITED TO, THE IMPLIED WARRANTIES OF MERCHANTABILITY AND FITNESS FOR A PARTICULAR PURPOSE ARE DISCLAIMED. IN NO EVENT SHALL THE AUTHOR OR CONTRIBUTORS BE LIABLE FOR ANY DIRECT, INDIRECT, INCIDENTAL, SPECIAL, EXEMPLARY, OR CONSEQUENTIAL DAMAGES (INCLUDING, BUT NOT LIMITED TO, PROCUREMENT OF SUBSTITUTE GOODS OR SERVICES; LOSS OF USE, DATA, OR PROFITS; OR BUSINESS INTERRUPTION) HOWEVER CAUSED AND ON ANY THEORY OF LIABILITY, WHETHER IN CONTRACT, STRICT LIABILITY, OR TORT (INCLUDING NEGLIGENCE OR OTHERWISE) ARISING IN ANY WAY OUT OF THE USE OF THIS SOFTWARE, EVEN IF ADVISED OF THE POSSIBILITY OF SUCH DAMAGE.

(17) S. L. Moshier

Author: S. L. Moshier.

Copyright (c) 1984,2000 S.L. Moshier

Permission to use, copy, modify, and distribute this software for any purpose without fee is hereby granted, provided that this entire notice is included in all copies of any software which is or includes a copy or modification of this software and in all copies of the supporting documentation for such software.

THIS SOFTWARE IS BEING PROVIDED "AS IS", WITHOUT ANY EXPRESS OR IMPLIED WARRANTY. IN PARTICULAR, THE AUTHOR MAKES NO REPRESENTATION OR WARRANTY OF ANY KIND CONCERNING THE MERCHANTABILITY

OF THIS SOFTWARE OR ITS FITNESS FOR ANY PARTICULAR PURPOSE.

(18) Citrus Project

Copyright (c)1999 Citrus Project,
All rights reserved.

Redistribution and use in source and binary forms, with or without modification, are permitted provided that the following conditions are met:

1. Redistributions of source code must retain the above copyright notice, this list of conditions and the following disclaimer.
2. Redistributions in binary form must reproduce the above copyright notice, this list of conditions and the following disclaimer in the documentation and/or other materials provided with the distribution.

THIS SOFTWARE IS PROVIDED BY THE AUTHOR AND CONTRIBUTORS "AS IS" AND ANY EXPRESS OR IMPLIED WARRANTIES, INCLUDING, BUT NOT LIMITED TO, THE IMPLIED WARRANTIES OF MERCHANTABILITY AND FITNESS FOR A PARTICULAR PURPOSE ARE DISCLAIMED. IN NO EVENT SHALL THE AUTHOR OR CONTRIBUTORS BE LIABLE FOR ANY DIRECT, INDIRECT, INCIDENTAL, SPECIAL, EXEMPLARY, OR CONSEQUENTIAL DAMAGES (INCLUDING, BUT NOT LIMITED TO, PROCUREMENT OF SUBSTITUTE GOODS OR SERVICES; LOSS OF USE, DATA, OR PROFITS; OR BUSINESS INTERRUPTION) HOWEVER CAUSED AND ON ANY THEORY OF LIABILITY, WHETHER IN CONTRACT, STRICT LIABILITY, OR TORT (INCLUDING NEGLIGENCE OR OTHERWISE) ARISING IN ANY WAY OUT OF THE USE OF THIS SOFTWARE, EVEN IF ADVISED OF THE POSSIBILITY OF SUCH DAMAGE.

(19) Todd C. Miller

Copyright (c) 1998 Todd C. Miller
<Todd.Miller@courtesan.com>
All rights reserved.

Redistribution and use in source and binary forms, with or without modification, are permitted provided that the following conditions are met:

1. Redistributions of source code must retain the above copyright notice, this list of conditions and the following disclaimer.
2. Redistributions in binary form must reproduce the above copyright notice, this list of conditions and the following disclaimer in the documentation and/or other materials provided with the distribution.
3. The name of the author may not be used to endorse or promote products derived from this software without specific prior written permission.

THIS SOFTWARE IS PROVIDED "AS IS" AND ANY EXPRESS OR IMPLIED WARRANTIES, INCLUDING, BUT NOT LIMITED TO, THE IMPLIED WARRANTIES OF MERCHANTABILITY AND FITNESS FOR A PARTICULAR PURPOSE ARE DISCLAIMED.

IN NO EVENT SHALL THE AUTHOR BE LIABLE FOR ANY DIRECT, INDIRECT, INCIDENTAL, SPECIAL, EXEMPLARY, OR CONSEQUENTIAL DAMAGES (INCLUDING, BUT NOT LIMITED TO, PROCUREMENT OF SUBSTITUTE GOODS OR SERVICES; LOSS OF USE, DATA, OR PROFITS; OR BUSINESS INTERRUPTION) HOWEVER CAUSED AND ON ANY THEORY OF LIABILITY, WHETHER IN CONTRACT, STRICT LIABILITY, OR TORT (INCLUDING NEGLIGENCE OR OTHERWISE) ARISING IN ANY WAY OUT OF THE USE OF THIS SOFTWARE, EVEN IF ADVISED OF THE POSSIBILITY OF SUCH DAMAGE.

(20) DJ Delorie (i386)

Copyright (C) 1991 DJ Delorie
All rights reserved.

Redistribution, modification, and use in source and binary forms is permitted provided that the above copyright notice and following paragraph are duplicated in all such forms.

This file is distributed WITHOUT ANY WARRANTY; without even the implied warranty of MERCHANTABILITY or FITNESS FOR A PARTICULAR PURPOSE.

(23) Intel (i960)

Copyright (c) 1993 Intel Corporation

Intel hereby grants you permission to copy, modify, and distribute this software and its documentation. Intel grants this permission provided that the above copyright notice appears in all copies and that both the copyright notice and this permission notice appear in supporting documentation. In addition, Intel grants this permission provided that you prominently mark as "not part of the original" any modifications made to this software or documentation, and that the name of Intel Corporation not be used in advertising or publicity pertaining to distribution of the software or the documentation without specific, written prior permission.

Intel Corporation provides this AS IS, WITHOUT ANY WARRANTY, EXPRESS OR IMPLIED, INCLUDING, WITHOUT LIMITATION, ANY WARRANTY OF MERCHANTABILITY OR FITNESS FOR A PARTICULAR PURPOSE. Intel makes no guarantee or representations regarding the use of, or the results of the use of, the software and documentation in terms of correctness, accuracy, reliability, currentness, or otherwise; and you rely on the software, documentation and results solely at your own risk.

IN NO EVENT SHALL INTEL BE LIABLE FOR ANY LOSS OF USE, LOSS OF BUSINESS, LOSS OF PROFITS, INDIRECT, INCIDENTAL, SPECIAL OR CONSEQUENTIAL DAMAGES OF ANY KIND. IN NO EVENT SHALL INTEL'S TOTAL LIABILITY EXCEED THE SUM PAID TO INTEL FOR THE PRODUCT LICENSED HEREUNDER.

Panasonic SmartApp+ (sambungan)

Hak Cipta, dll. (sambungan)

(26) Mike Barcroft

Copyright (c) 2001 Mike Barcroft <mike@FreeBSD.org>
All rights reserved.

Redistribution and use in source and binary forms, with or without modification, are permitted provided that the following conditions are met:

1. Redistributions of source code must retain the above copyright notice, this list of conditions and the following disclaimer.
2. Redistributions in binary form must reproduce the above copyright notice, this list of conditions and the following disclaimer in the documentation and/or other materials provided with the distribution.

THIS SOFTWARE IS PROVIDED BY THE AUTHOR AND CONTRIBUTORS "AS IS" AND ANY EXPRESS OR IMPLIED WARRANTIES, INCLUDING, BUT NOT LIMITED TO, THE IMPLIED WARRANTIES OF MERCHANTABILITY AND FITNESS FOR A PARTICULAR PURPOSE ARE DISCLAIMED. IN NO EVENT SHALL THE AUTHOR OR CONTRIBUTORS BE LIABLE FOR ANY DIRECT, INDIRECT, INCIDENTAL, SPECIAL, EXEMPLARY, OR CONSEQUENTIAL DAMAGES (INCLUDING, BUT NOT LIMITED TO, PROCUREMENT OF SUBSTITUTE GOODS OR SERVICES; LOSS OF USE, DATA, OR PROFITS; OR BUSINESS INTERRUPTION) HOWEVER CAUSED AND ON ANY THEORY OF LIABILITY, WHETHER IN CONTRACT, STRICT LIABILITY, OR TORT (INCLUDING NEGLIGENCE OR OTHERWISE) ARISING IN ANY WAY OUT OF THE USE OF THIS SOFTWARE, EVEN IF ADVISED OF THE POSSIBILITY OF SUCH DAMAGE.

(27) Konstantin Chuguev (--enable-newlib-iconv)

Copyright (c) 1999, 2000
Konstantin Chuguev. All rights reserved.

Redistribution and use in source and binary forms, with or without modification, are permitted provided that the following conditions are met:

1. Redistributions of source code must retain the above copyright notice, this list of conditions and the following disclaimer.
2. Redistributions in binary form must reproduce the above copyright notice, this list of conditions and the following disclaimer in the documentation and/or other materials provided with the distribution.

THIS SOFTWARE IS PROVIDED BY THE AUTHOR AND CONTRIBUTORS "AS IS" AND ANY EXPRESS OR IMPLIED WARRANTIES, INCLUDING, BUT NOT LIMITED TO, THE IMPLIED WARRANTIES OF MERCHANTABILITY AND FITNESS FOR A PARTICULAR PURPOSE ARE DISCLAIMED. IN NO EVENT SHALL THE AUTHOR OR CONTRIBUTORS BE LIABLE FOR ANY DIRECT, INDIRECT, INCIDENTAL, SPECIAL, EXEMPLARY, OR CONSEQUENTIAL DAMAGES (INCLUDING, BUT NOT LIMITED TO, PROCUREMENT OF SUBSTITUTE GOODS OR SERVICES; LOSS OF USE, DATA, OR

PROFITS; OR BUSINESS INTERRUPTION) HOWEVER CAUSED AND ON ANY THEORY OF LIABILITY, WHETHER IN CONTRACT, STRICT LIABILITY, OR TORT (INCLUDING NEGLIGENCE OR OTHERWISE) ARISING IN ANY WAY OUT OF THE USE OF THIS SOFTWARE, EVEN IF ADVISED OF THE POSSIBILITY OF SUCH DAMAGE.

iconv (Charset Conversion Library) v2.0

(28) Artem Bityuckiy (--enable-newlib-iconv)

Copyright (c) 2003, Artem B. Bityuckiy, SoftMine Corporation.
Rights transferred to Franklin Electronic Publishers.

Redistribution and use in source and binary forms, with or without modification, are permitted provided that the following conditions are met:

1. Redistributions of source code must retain the above copyright notice, this list of conditions and the following disclaimer.
2. Redistributions in binary form must reproduce the above copyright notice, this list of conditions and the following disclaimer in the documentation and/or other materials provided with the distribution.

THIS SOFTWARE IS PROVIDED BY THE AUTHOR AND CONTRIBUTORS "AS IS" AND ANY EXPRESS OR IMPLIED WARRANTIES, INCLUDING, BUT NOT LIMITED TO, THE IMPLIED WARRANTIES OF MERCHANTABILITY AND FITNESS FOR A PARTICULAR PURPOSE ARE DISCLAIMED. IN NO EVENT SHALL THE AUTHOR OR CONTRIBUTORS BE LIABLE FOR ANY DIRECT, INDIRECT, INCIDENTAL, SPECIAL, EXEMPLARY, OR CONSEQUENTIAL DAMAGES (INCLUDING, BUT NOT LIMITED TO, PROCUREMENT OF SUBSTITUTE GOODS OR SERVICES; LOSS OF USE, DATA, OR PROFITS; OR BUSINESS INTERRUPTION) HOWEVER CAUSED AND ON ANY THEORY OF LIABILITY, WHETHER IN CONTRACT, STRICT LIABILITY, OR TORT (INCLUDING NEGLIGENCE OR OTHERWISE) ARISING IN ANY WAY OUT OF THE USE OF THIS SOFTWARE, EVEN IF ADVISED OF THE POSSIBILITY OF SUCH DAMAGE.

(30) - Alex Tatmanjants (targets using libc/posix)

Copyright (c) 1995 Alex Tatmanjants
<alex@elvisti.kiev.ua>
at Electronni Visti IA, Kiev, Ukraine.
All rights reserved.

Redistribution and use in source and binary forms, with or without modification, are permitted provided that the following conditions are met:

1. Redistributions of source code must retain the above copyright notice, this list of conditions and the following disclaimer.
2. Redistributions in binary form must reproduce the above copyright notice, this list of conditions and the following disclaimer in the documentation and/or other materials provided with the distribution.

THIS SOFTWARE IS PROVIDED BY THE AUTHOR "AS IS" AND ANY EXPRESS OR IMPLIED WARRANTIES, INCLUDING, BUT NOT LIMITED TO, THE IMPLIED WARRANTIES OF MERCHANTABILITY AND FITNESS FOR A PARTICULAR PURPOSE ARE DISCLAIMED. IN NO EVENT SHALL THE AUTHOR BE LIABLE FOR ANY DIRECT, INDIRECT, INCIDENTAL, SPECIAL, EXEMPLARY, OR CONSEQUENTIAL DAMAGES (INCLUDING, BUT NOT LIMITED TO, PROCUREMENT OF SUBSTITUTE GOODS OR SERVICES; LOSS OF USE, DATA, OR PROFITS; OR BUSINESS INTERRUPTION) HOWEVER CAUSED AND ON ANY THEORY OF LIABILITY, WHETHER IN CONTRACT, STRICT LIABILITY, OR TORT (INCLUDING NEGLIGENCE OR OTHERWISE) ARISING IN ANY WAY OUT OF THE USE OF THIS SOFTWARE, EVEN IF ADVISED OF THE POSSIBILITY OF SUCH DAMAGE.

(31) - M. Warner Losh (targets using libc/posix)

Copyright (c) 1998, M. Warner Losh <imp@freebsd.org>
All rights reserved.

Redistribution and use in source and binary forms, with or without modification, are permitted provided that the following conditions are met:

1. Redistributions of source code must retain the above copyright notice, this list of conditions and the following disclaimer.
2. Redistributions in binary form must reproduce the above copyright notice, this list of conditions and the following disclaimer in the documentation and/or other materials provided with the distribution.

THIS SOFTWARE IS PROVIDED BY THE AUTHOR AND CONTRIBUTORS "AS IS" AND ANY EXPRESS OR IMPLIED WARRANTIES, INCLUDING, BUT NOT LIMITED TO, THE IMPLIED WARRANTIES OF MERCHANTABILITY AND FITNESS FOR A PARTICULAR PURPOSE ARE DISCLAIMED. IN NO EVENT SHALL THE AUTHOR OR CONTRIBUTORS BE LIABLE FOR ANY DIRECT, INDIRECT, INCIDENTAL, SPECIAL, EXEMPLARY, OR CONSEQUENTIAL DAMAGES (INCLUDING, BUT NOT LIMITED TO, PROCUREMENT OF SUBSTITUTE GOODS OR SERVICES; LOSS OF USE, DATA, OR PROFITS; OR BUSINESS INTERRUPTION) HOWEVER CAUSED AND ON ANY THEORY OF LIABILITY, WHETHER IN CONTRACT, STRICT LIABILITY, OR TORT (INCLUDING NEGLIGENCE OR OTHERWISE) ARISING IN ANY WAY OUT OF THE USE OF THIS SOFTWARE, EVEN IF ADVISED OF THE POSSIBILITY OF SUCH DAMAGE.

(32) - Andrey A. Chernov (targets using libc/posix)

Copyright (C) 1996 by Andrey A. Chernov, Moscow, Russia.
All rights reserved.

Redistribution and use in source and binary forms, with or without modification, are permitted provided that the following conditions are met:

1. Redistributions of source code must retain the above copyright notice, this list of conditions and the following disclaimer.
2. Redistributions in binary form must reproduce the above copyright notice, this list of conditions and the following disclaimer in the documentation and/or other materials provided with the distribution.

THIS SOFTWARE IS PROVIDED BY THE AUTHOR "AS IS" AND ANY EXPRESS OR IMPLIED WARRANTIES, INCLUDING, BUT NOT LIMITED TO, THE IMPLIED WARRANTIES OF MERCHANTABILITY AND FITNESS FOR A PARTICULAR PURPOSE ARE DISCLAIMED. IN NO EVENT SHALL THE REGENTS OR CONTRIBUTORS BE LIABLE FOR ANY DIRECT, INDIRECT, INCIDENTAL, SPECIAL, EXEMPLARY, OR CONSEQUENTIAL DAMAGES (INCLUDING, BUT NOT LIMITED TO, PROCUREMENT OF SUBSTITUTE GOODS OR SERVICES; LOSS OF USE, DATA, OR PROFITS; OR BUSINESS INTERRUPTION) HOWEVER CAUSED AND ON ANY THEORY OF LIABILITY, WHETHER IN CONTRACT, STRICT LIABILITY, OR TORT (INCLUDING NEGLIGENCE OR OTHERWISE) ARISING IN ANY WAY OUT OF THE USE OF THIS SOFTWARE, EVEN IF ADVISED OF THE POSSIBILITY OF SUCH DAMAGE.

(33) - Daniel Eischen (targets using libc/posix)

Copyright (c) 2001 Daniel Eischen
<deischen@FreeBSD.org>
All rights reserved.

Redistribution and use in source and binary forms, with or without modification, are permitted provided that the following conditions are met:

1. Redistributions of source code must retain the above copyright notice, this list of conditions and the following disclaimer.
2. Redistributions in binary form must reproduce the above copyright notice, this list of conditions and the following disclaimer in the documentation and/or other materials provided with the distribution.

THIS SOFTWARE IS PROVIDED BY THE AUTHOR AND CONTRIBUTORS "AS IS" AND ANY EXPRESS OR IMPLIED WARRANTIES, INCLUDING, BUT NOT LIMITED TO, THE IMPLIED WARRANTIES OF MERCHANTABILITY AND FITNESS FOR A PARTICULAR PURPOSE ARE DISCLAIMED. IN NO EVENT SHALL THE REGENTS OR CONTRIBUTORS BE LIABLE FOR ANY DIRECT, INDIRECT, INCIDENTAL, SPECIAL, EXEMPLARY, OR CONSEQUENTIAL DAMAGES (INCLUDING, BUT NOT LIMITED TO, PROCUREMENT OF SUBSTITUTE GOODS OR SERVICES; LOSS OF USE, DATA, OR PROFITS; OR BUSINESS INTERRUPTION) HOWEVER CAUSED AND ON ANY THEORY OF LIABILITY, WHETHER IN CONTRACT, STRICT LIABILITY, OR TORT (INCLUDING NEGLIGENCE OR OTHERWISE) ARISING IN ANY WAY OUT OF THE USE OF THIS SOFTWARE, EVEN IF ADVISED OF THE POSSIBILITY OF SUCH DAMAGE.

Panasonic SmartApp+ (sambungan)

Hak Cipta, dll. (sambungan)

(35) - ARM Ltd (arm and thumb variant targets only)

Copyright (c) 2009-2015 ARM Ltd
All rights reserved.

Redistribution and use in source and binary forms, with or without modification, are permitted provided that the following conditions are met:

1. Redistributions of source code must retain the above copyright notice, this list of conditions and the following disclaimer.
2. Redistributions in binary form must reproduce the above copyright notice, this list of conditions and the following disclaimer in the documentation and/or other materials provided with the distribution.
3. The name of the company may not be used to endorse or promote products derived from this software without specific prior written permission.

THIS SOFTWARE IS PROVIDED BY ARM LTD "AS IS" AND ANY EXPRESS OR IMPLIED WARRANTIES, INCLUDING, BUT NOT LIMITED TO, THE IMPLIED WARRANTIES OF MERCHANTABILITY AND FITNESS FOR A PARTICULAR PURPOSE ARE DISCLAIMED. IN NO EVENT SHALL ARM LTD BE LIABLE FOR ANY DIRECT, INDIRECT, INCIDENTAL, SPECIAL, EXEMPLARY, OR CONSEQUENTIAL DAMAGES (INCLUDING, BUT NOT LIMITED TO, PROCUREMENT OF SUBSTITUTE GOODS OR SERVICES; LOSS OF USE, DATA, OR PROFITS; OR BUSINESS INTERRUPTION) HOWEVER CAUSED AND ON ANY THEORY OF LIABILITY, WHETHER IN CONTRACT, STRICT LIABILITY, OR TORT (INCLUDING NEGLIGENCE OR OTHERWISE) ARISING IN ANY WAY OUT OF THE USE OF THIS SOFTWARE, EVEN IF ADVISED OF THE POSSIBILITY OF SUCH DAMAGE.

(41) Ed Schouten - Free BSD

Copyright (c) 2008 Ed Schouten <ed@FreeBSD.org>
All rights reserved.

Redistribution and use in source and binary forms, with or without modification, are permitted provided that the following conditions are met:

1. Redistributions of source code must retain the above copyright notice, this list of conditions and the following disclaimer.
2. Redistributions in binary form must reproduce the above copyright notice, this list of conditions and the following disclaimer in the documentation and/or other materials provided with the distribution.

THIS SOFTWARE IS PROVIDED BY THE AUTHOR AND CONTRIBUTORS "AS IS" AND ANY EXPRESS OR IMPLIED WARRANTIES, INCLUDING, BUT NOT LIMITED TO, THE IMPLIED WARRANTIES OF MERCHANTABILITY AND FITNESS FOR A PARTICULAR PURPOSE ARE DISCLAIMED. IN NO EVENT SHALL THE AUTHOR OR CONTRIBUTORS BE LIABLE FOR ANY DIRECT, INDIRECT, INCIDENTAL, SPECIAL, EXEMPLARY, OR CONSEQUENTIAL DAMAGES (INCLUDING, BUT

NOT LIMITED TO, PROCUREMENT OF SUBSTITUTE GOODS OR SERVICES; LOSS OF USE, DATA, OR PROFITS; OR BUSINESS INTERRUPTION) HOWEVER CAUSED AND ON ANY THEORY OF LIABILITY, WHETHER IN CONTRACT, STRICT LIABILITY, OR TORT (INCLUDING NEGLIGENCE OR OTHERWISE) ARISING IN ANY WAY OUT OF THE USE OF THIS SOFTWARE, EVEN IF ADVISED OF THE POSSIBILITY OF SUCH DAMAGE.

easy-ecc

Copyright (c) 2013, Kenneth MacKay
All rights reserved.

Redistribution and use in source and binary forms, with or without modification, are permitted provided that the following conditions are met:

- * Redistributions of source code must retain the above copyright notice, this list of conditions and the following disclaimer.
- * Redistributions in binary form must reproduce the above copyright notice, this list of conditions and the following disclaimer in the documentation and/or other materials provided with the distribution.

THIS SOFTWARE IS PROVIDED BY THE COPYRIGHT HOLDERS AND CONTRIBUTORS "AS IS" AND ANY EXPRESS OR IMPLIED WARRANTIES, INCLUDING, BUT NOT LIMITED TO, THE IMPLIED WARRANTIES OF MERCHANTABILITY AND FITNESS FOR A PARTICULAR PURPOSE ARE DISCLAIMED. IN NO EVENT SHALL THE COPYRIGHT HOLDER OR CONTRIBUTORS BE LIABLE FOR ANY DIRECT, INDIRECT, INCIDENTAL, SPECIAL, EXEMPLARY, OR CONSEQUENTIAL DAMAGES (INCLUDING, BUT NOT LIMITED TO, PROCUREMENT OF SUBSTITUTE GOODS OR SERVICES; LOSS OF USE, DATA, OR PROFITS; OR BUSINESS INTERRUPTION) HOWEVER CAUSED AND ON ANY THEORY OF LIABILITY, WHETHER IN CONTRACT, STRICT LIABILITY, OR TORT (INCLUDING NEGLIGENCE OR OTHERWISE) ARISING IN ANY WAY OUT OF THE USE OF THIS SOFTWARE, EVEN IF ADVISED OF THE POSSIBILITY OF SUCH DAMAGE.

Spesifikasi

		NA-S157FW1
Voltan terkadar (V)		220 - 240
Frekuensi terkadar (Hz)		50
Input kuasa terkadar tenaga maksimum (W)		1600 - 1900
Input kuasa tenaga pemanasan maksimum (W)	Untuk membasuh	1445 - 1710
	Untuk mengeringkan	905 - 1090
Putaran perah maksimum (r/min)		1400
Ukuran produk (L x D x T) (mm)		596 × 585 × 845
Berat produk (kg)		70
Berat maksimum kain kering (Cucian) (kg)		11.5
Berat maksimum kain kering (Kering) (kg)		7.0
Tekanan air paip (MPa)		0.01 - 1

Panasonic®

Operating & Installation Instructions

Washer Dryer
(Household Use)

Model No. **NA-S157FW1**



It is essential to read these instructions.

EN

Thank you for purchasing this product.

- Read these instructions carefully for optimum performance and safety before use.
- Keep this manual for future reference.

Contents

Safety Precautions	2	
Checking Your Appliance Before Washing/Drying	7	
Control Panel	10	
Detergent	12	
Auto Dose	14	
Washing & Drying	16	
Program List	18	
Details of Programs	20	
Washing & Drying Tips	22	
Changing Program Settings	24	
Changing Appliance Settings	30	
Maintenance	31	
For Better Results	36	
Troubleshooting	37	
Error Display	44	
Installation	Choosing the Right Location	46
	Moving and Installing	47
	Connecting the Hoses	49
	Test Run	51
	Panasonic SmartApp+	52
Specifications	71	



AWW9901CGEC0-0C0

Safety Precautions

WARNING

May cause serious injury or death

Children must not use it alone.



- This appliance is not intended for use by persons (including children) with reduced physical, sensory or mental capabilities, or lack of experience and knowledge, unless they have been given supervision or instruction concerning use of the appliance by a person responsible for their safety.
- Children should be supervised to ensure that they do not play with the appliance.

Setting the Child Lock. (P. 30)



Hold 5 sec.

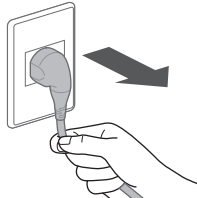


May cause fire or electric shock

Do not touch it with wet hands.



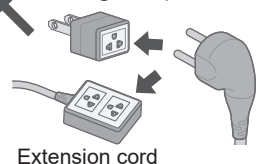
Do not hold or pull on the cord.



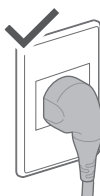
Do not use.



Plug adaptor



Fully insert it.



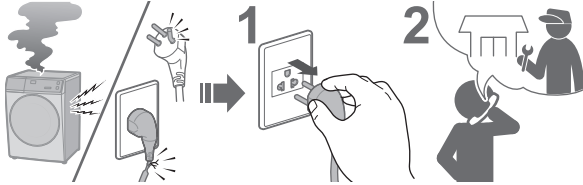
Do not use.



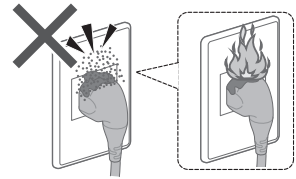
Damaged

- If the power cord is damaged, it must be replaced by the manufacturer, its service agent or similarly qualified persons in order to avoid a hazard.

In case of failure or damaged power cord, stop use and ask the electrical technician.



Accumulated dust may cause fire.



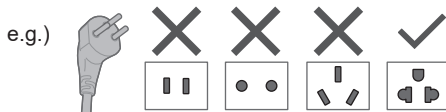
Securely insert the ground prong. Ask the electrical technician for a new socket.



Wipe the power plug periodically.

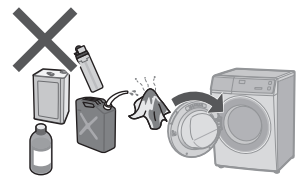


Use a socket appropriate for this appliance.



- The plug shape, socket shape and rating requirement vary with the region.

Keep away from flammable materials.



May cause failure

Do not disassemble, repair or modify it by yourself.



When using the “Panasonic SmartApp+” app

(Cause of malfunction due to radio waves from the appliance)

- Keep at least 15 cm away from the mounting part of the cardiac pacemaker.
- Keep away from medical equipment and automatic control equipment (automatic doors, fire alarms, etc.).

Safety Precautions (continued)

WARNING

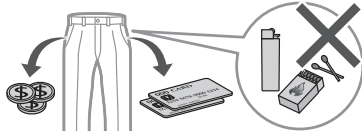
May cause fire (For safety use of the dryer)

Do not dry items soiled with flammable materials.



- Items that have been soiled with substances such as cooking oil, acetone, alcohol, petrol, kerosene, spot removers, turpentine, waxes, wax removers and cosmetic oils must not be dried in the appliance even after having been washed.

Empty all pockets.



- Make sure that no objects are left in any of the pockets. Pay particular attention to cigarette lighters and matches. They may cause fire.

Do not dry items made of rubber, etc.



- Items such as foam rubber (latex foam), shower caps, waterproof textiles, airtight fabrics, rubber backed articles and clothes or pillows fitted with foam rubber pads should not be dried in the appliance. Such materials may be destroyed and thereby damage the appliance.
- Do not dry unwashed items in the appliance.

The lint must not be allowed to accumulate around the appliance.



Observe the following.

- Never stop the appliance before the end of the drying cycle unless all items are quickly removed and spread out so that the heat is dissipated.
- The appliance is not to be used if industrial chemicals have been used for cleaning.
- The appliance must not be supplied through an external switching device, such as a timer, or connected to a circuit that is regularly switched on and off by a utility.



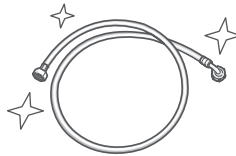
CAUTION

May cause water leakage

Turn off the water faucet.



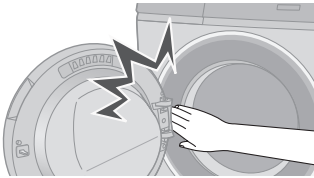
Use new hose-sets.




- New hose-sets supplied with the appliance are to be used and old hose-sets should not be reused.

May cause injury


Be careful not to get your fingers caught.



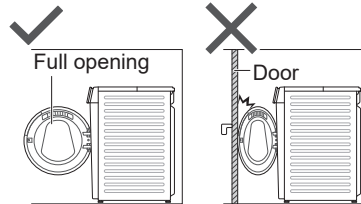
Do not climb on the appliance.



Do not touch when it is hot.



Install the appliance correctly.



- The appliance must not be installed behind a lockable door, a sliding door or a door with a hinge on the opposite side to that of the appliance, in such a way that a full opening of the appliance door is restricted.

■ For maximum mass of dry cloth and pressure of tap water, see P. 71.


Safety Precautions (continued)



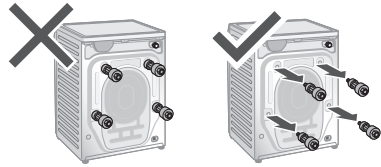
CAUTION

May cause failure

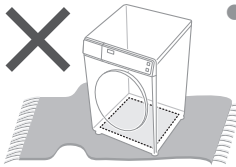
Keep away from heat and direct sunlight.



Remove anchor bolts before operation.

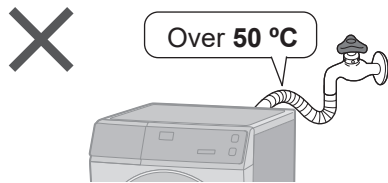


Do not obstruct.




- Do not obstruct the openings of the bottom face with carpet, etc.

Do not use hot water.



For machine-washable items only.



- This appliance is intended to be used in household.
This appliance is not intended to be used in applications such as:
 - staff kitchen areas in shops, offices and other working environments;
 - farm houses;
 - by clients in hotels, motels and other residential type environments;
 - bed and breakfast type environments;
 - areas for communal use in blocks of flats or in laundrettes.

Do not wash excessively oily clothes.



Follow the instructions.

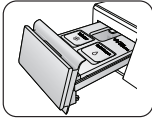


- Fabric softeners, or similar products, should be used as specified by the fabric softener instructions.

Checking Your Appliance

Part names

Detergent drawer (P. 13)



Control panel (P. 10)

Door

Drum

Hinge

Door seal

Adjustable feet (P. 48)

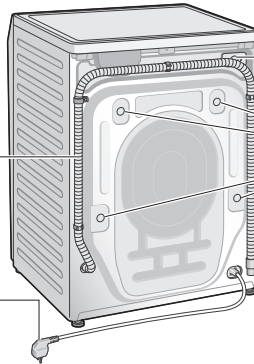
Drain filter cover (P. 35)

Drain hose (P. 49, 50)

Water inlet (P. 50)

Anchor bolts (P. 48)

Power cord and plug*
*The plug shape varies with the region.



Accessories

Elbow (1) (P. 50)



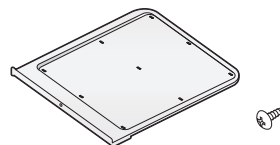
Cover caps (4) (P. 48)



Water supply hose (1) (P. 49, 50)



Bottom cover (1) / Screw (1) (P. 47)

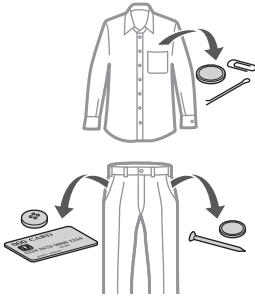


Before Washing/Drying

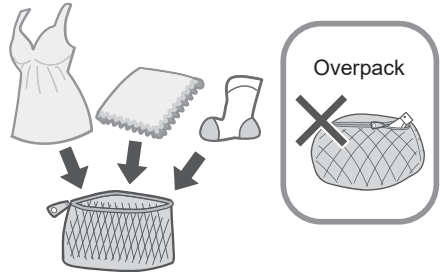
Preparing laundry

Before put clothes in drum

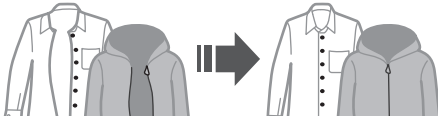
- Remove foreign objects.



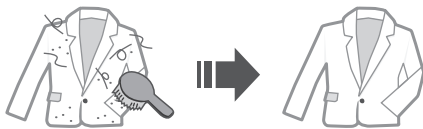
- Use laundry nets for delicates and small items.



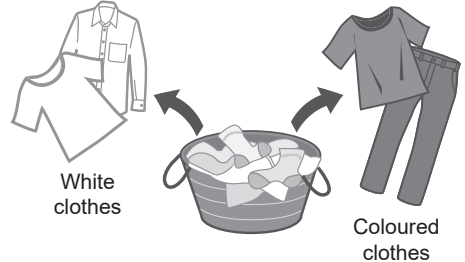
Pre-laundry check



Clothes likely to pill



- Wash separately.



- Pretreat for heavily stains.



- Observe care labels.



Cannot wash or dry

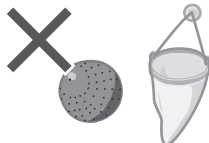
Cannot wash or dry



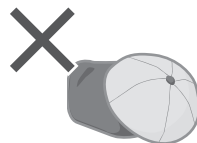
Leather / fur



Silk, rayon and cupro
(Blended fabric)



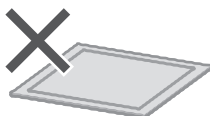
Commercially
available washing aids



Cap with hard
core materials



Cushion, Pillow, etc.



Urethane / rubber
backed or thick mats




Paper diapers

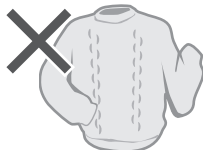
Others ...

- Wrinkled and embossed articles
- Crepe fabric
- Deformable clothing (blazers, ties, dresses, etc.)
- Velvet

Cannot dry



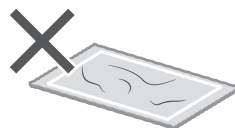
Any of the above
marks



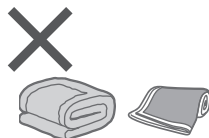
Woolen clothing



Tights or pantyhose



Mats and other
items with hair of
pets attached



Quilts



Starched clothing



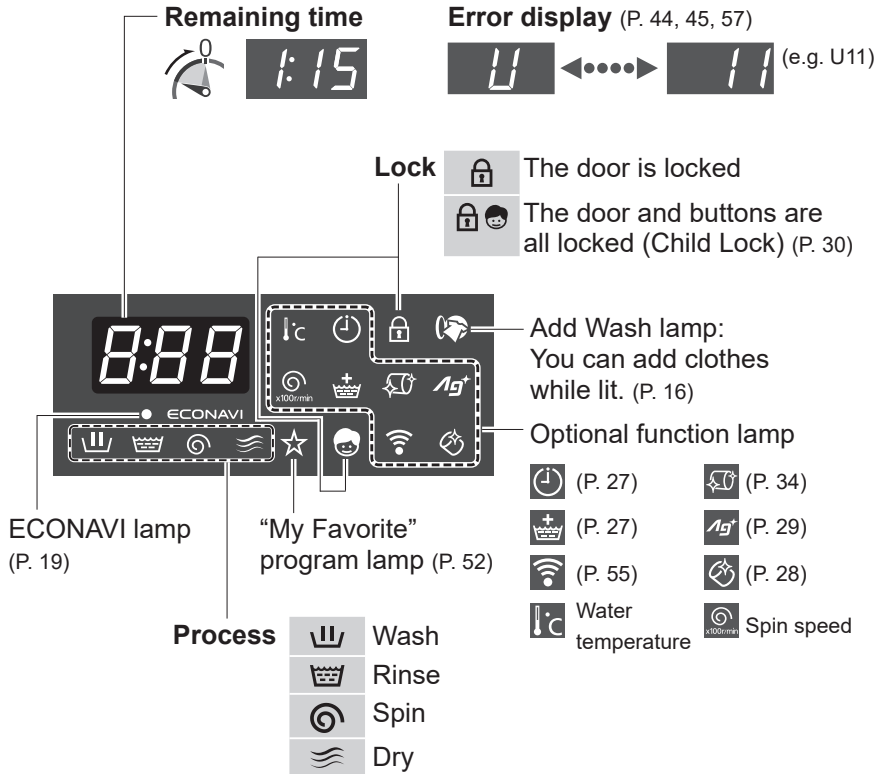
Clothing with laces
or embroidery, new
synthetic fibres, etc.

NOTE

- May cause clothing deformation, damage and harm or malfunction to the appliance.

Control Panel

Display



Touch operation

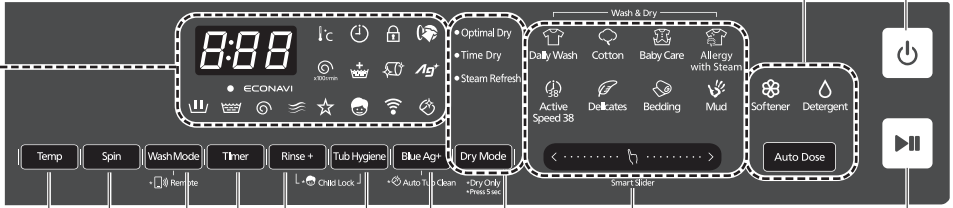
- If water, detergent or softener gets on, turn off and wipe off with a towel etc. immediately. (Cause of malfunction)



Control buttons

Auto Dose (P. 14)

	Softener		Softener
	Detergent		Disabled



Power button

Program selection slider (P. 18)

Start/Pause button

Dry Mode Dry Mode (P. 25) — Press 5 sec:
Dry Only (P. 23)

Blue Ag+ Blue Ag+ (P. 29) — Press 5 sec:
Auto Tub Clean (P. 28)

Tub Hygiene Tub Hygiene (P. 34) — Press & hold 5 sec at the same time:
Rinse + Rinse+ (P. 27) — Child Lock (P. 30)

Timer Timer (P. 27)

WashMode Wash Mode (P. 26) — Press 5 sec: Remote (P. 55)

Spin Spin (P. 25)

Temp Temp (P. 24)

NOTE

- Turn off back on (3 sec.)
- No operation auto power off (Not pressed 10 min.) Auto Power off

- In case of a power failure When the power recovers, operation resumes from where it stopped. (Auto Restart)

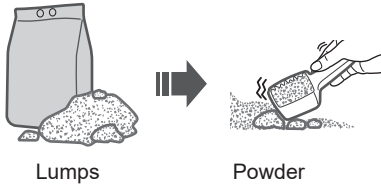
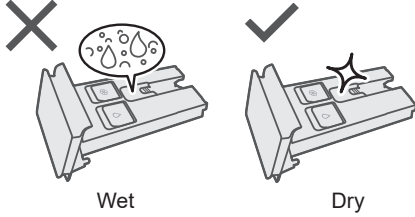
Detergent

- Follow the instructions on each package.

Detergent

Use a low foam detergent.

- To prevent powder detergent from remaining in the detergent drawer:



Manual Detergent tank

Powder detergent

Liquid detergent




Bleach



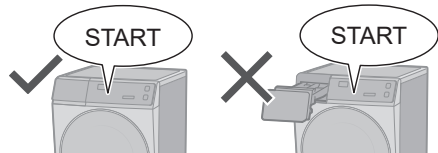
Bleach

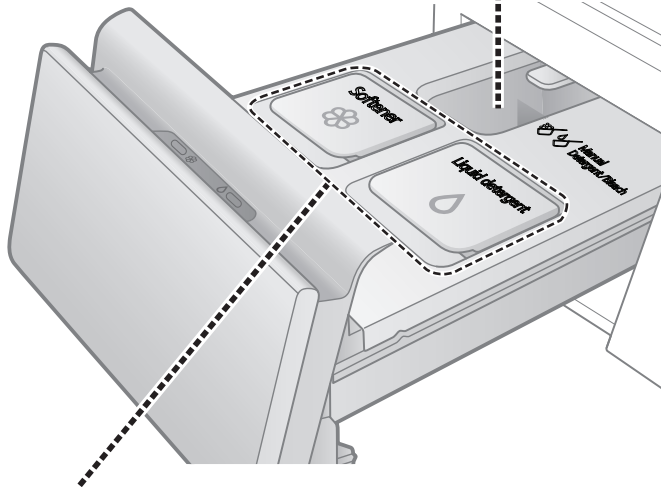
Whiten bleach
(chlorine bleach)



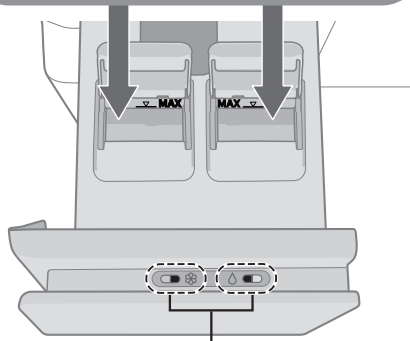
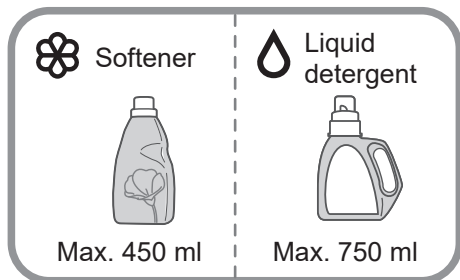
NOTE

- Close detergent drawer completely before use to prevent water leakage.





Auto Dose tank



When adding detergent/softener, the window turns from black to pink (softener) and blue (detergent). Add detergent/softener when the window appears black.

NOTE

- Liquid detergent/softener left for a long time may clump or solidify. In that case, clean detergent drawer. (P. 32)



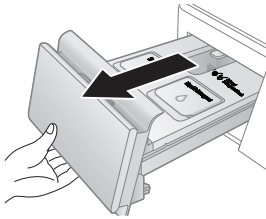
Do not use separated or solidified detergent/softener

Auto Dose

Detergent and softener will be automatically added depending on the amount of laundry and dose amount setting, available with all programs except “Tub Hygiene” and “Dry Only”.

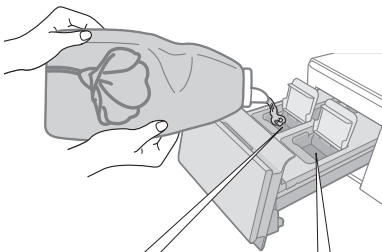
■ To supply detergent / softener

1



- Pull the drawer out.

2



Softener
Max. 450 ml

Liquid detergent
Max. 750 ml

3

- Close tank lid and push the drawer in completely

■ To set “Auto Dose” function

1



2



(P. 11)



(Default setting)

3



- (The setting is memorized.)

■ Standard amount

- Dry cloth: 4 kg
- Liquid detergent: 30 ml
- Softener: 30 ml

■ To change the dose amount

1



2



Hold 3 sec

30 x2
(e.g.)



softener



detergent

3

- To increase or decrease



- Range value
 - Detergent: 6 ml - 60 ml
 - Softener: 6 ml - 81 ml
- Step change: 3 ml

(The setting is memorized.)

4



NOTE

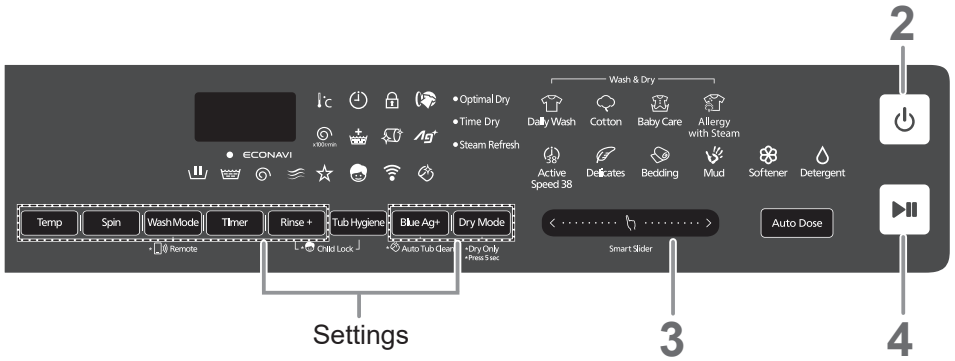
- If there is water in the tub before, detergent and softener will not be automatically supplied when washing.
- When the ambient temperature is low, operation time may be longer because the detergent/softener may solidify.

■ Q&A

	Questions	Answers
Detergent/Softener	What cannot be used with “Auto Dose” function?	<p>The following cannot be used:</p> <ul style="list-style-type: none"> ● Powder detergent ● Liquid soap ● Items that do not have a “Estimated amount to use” label on the package ● Bleach ● Powder soap <p>Baking soda cannot be used for manual or auto dosing.</p>
	Changing brand?	<p>Follow the steps below:</p> <ol style="list-style-type: none"> ① Empty the Auto Dose tank and clean it. (P. 32) (Mixing different brands can cause clogging) ② Add new detergent/softener. (P. 14)
	Can I add more before it runs out?	The same brand can be added as it is.
	What is the standard amount for detergent/softener?	<ul style="list-style-type: none"> ● The standard amount is the amount of detergent/softener used per 4 kg of dry cloth. Check information on the package. ● If there is no information on the package or if you are unsure, contact the manufacturer.
How to use “Auto Dose” function	How many times can the laundry be washed with Auto Dose tank full?	<ul style="list-style-type: none"> ● Detergent: about 22 times The number of times varies depending on the amount of laundry and dose amount setting.
	If the dose amount is not set?	<ul style="list-style-type: none"> ● The standard amount is <ul style="list-style-type: none"> • 30 ml detergent per 4 kg of dry cloth • 30 ml softener per 4 kg of dry cloth ● If the settings are not appropriate for detergent/softener you are using, stains may not come off or the laundry may darken.
	What happens if put detergent in manual detergent tank while setting “Auto Dose” function?	Because it is put in twice, it will be too much.

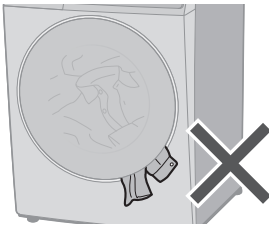
Washing & Drying

Basic Method

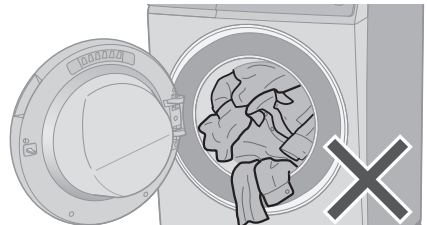


NOTE

■ Do not let laundry get caught in the door.

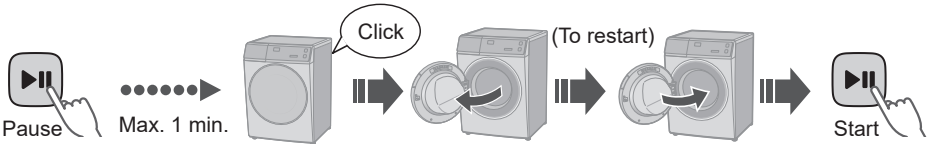


■ Do not overfill the drum with laundry.

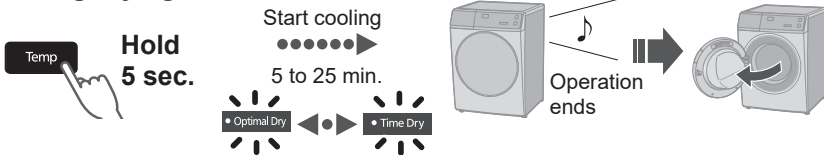


■ To open the door during operation

- During washing
(You can add clothes when lit.)



● During drying

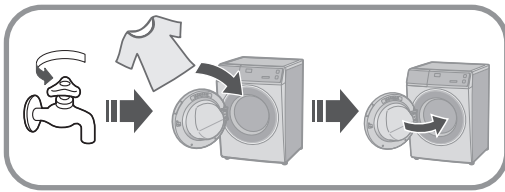


NOTE

- Door does not open ⇨ (P. 38)



1

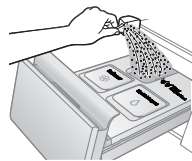


2



Checking "Auto Dose" setting (P. 11, 14)

or



3



Select a program. (P. 18)

■ Changing the settings.

Settings

Temp Temp (P. 24)	Spin Spin (P. 25)	Wash Mode Wash Mode (P. 26)	Timer Timer (P. 27)
Rinse + Rinse+ (P. 27)	Tub Hygiene Tub Hygiene (P. 34)	Blue Ag+ Blue Ag+; Auto Tub Clean (P. 28, 29)	Dry Mode Dry Mode (P. 25)

4



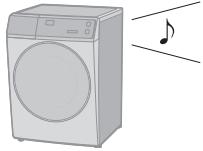
Measures the amount of laundry

(30 sec.)

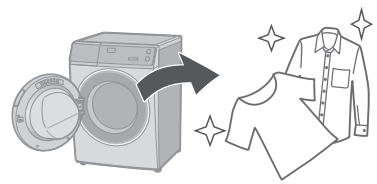


Displays the time required (recalculated)

(e.g.)













5



Program List

WASH & DRY / WASH









Program	Description	Max load (kg)		Total time	
		Wash	Dry	WASH	WASH & DRY
 Daily Wash	<ul style="list-style-type: none"> ● Everyday clothes 	11.5	7.0	1:30	3:55 - 7:35
 Cotton	<ul style="list-style-type: none"> ● Everyday clothes with extra time (more energy and water savings than "Daily Wash" program) 	11.5	7.0	3:00	5:25 - 7:00
 Baby Care	<ul style="list-style-type: none"> ● Clothes for babies & sensitive skin Rinsing thoroughly 	5.0		2:20	4:50 - 6:15
 Allergy with Steam	<ul style="list-style-type: none"> ● For mites 	5.0	5.0	2:05	4:30 - 6:00
 Tub Hygiene	<ul style="list-style-type: none"> ● Cleaning the drum. 	None		3:45	4:30

DRY

Program	Description	Max load (kg)	Total time
Dry Only  Hold 5 sec.	<ul style="list-style-type: none"> ● Used to dry clothes. 	7.0	1:39 - 6:10

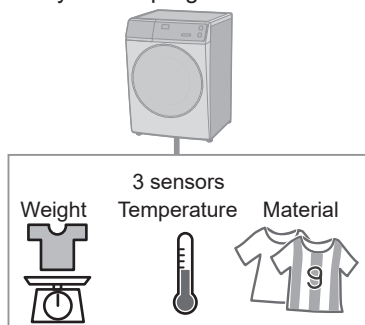
- **Total time is approximate** (When the standard water supply rate is 15 L / min). For each program's default water temperature.

WASH




Program	Description	Max load (kg)	Total time
 Active Speed 38	<ul style="list-style-type: none"> ● Small loads 	5.0	0:38
 Bedding	<ul style="list-style-type: none"> ● Large items 	3.0	1:30
 Delicates	<ul style="list-style-type: none"> ● Washing gently 	2.0	0:50
 Mud	<ul style="list-style-type: none"> ● Mud stains 	11.5	3:35

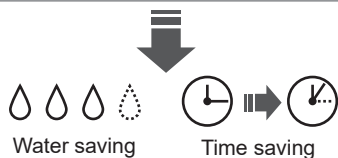
ECONAVI

- “Daily Wash” program

















■ Lamp indications

-  Detecting
-  ECONAVI enabled
-  ECONAVI disabled











Details of Programs

Program		Settings	Auto setting			Temp (°C)
			Temp (°C)	Spin (r/min)	Dry	
WASH & DRY	 Daily Wash		40	1200	Optimal	Cold, 30, 40, 60
	 Cotton		60	1400	Optimal	Cold, 30, 40, 60
	 Baby Care		40	1400	Optimal	Cold, 30, 40, 60
	 Allergy with Steam		60	1400	Optimal	60
	 Tub Hygiene		40	1200	Optimal	40
WASH	 Daily Wash		40	1200	–	Cold, 30, 40, 60
	 Cotton		60	1400	–	Cold, 30, 40, 60
	 Baby Care		40	1400	–	Cold, 30, 40, 60
	 Allergy with Steam		60	1400	–	60
	 Tub Hygiene		40	1200	–	40
	 Active Speed 38		40	1200	–	Cold, 30, 40
	 Bedding		Cold	700	–	Cold, 30
	 Delicates		30	500	–	Cold, 30, 40
	 Mud		40	1200	–	40
DRY	Dry Only		–	✓ ^{*1}	Optimal	–

NOTE

- For normally soiled laundry at the rated capacity, we recommend using the “Cotton, 60 °C, 1400 r/min” which is tested in accordance with IEC 60456 for the energy and water efficiency aspects.
- Actual water temperature may differ from the declared cycle temperature.
- These results depend on water pressure, water hardness, water inlet temperature, room temperature, type and amount of load, degree of soiling, utilized detergent, fluctuations in the main electricity supply and chosen additional options.


Setting range		Optional functions						
	Spin (r/min)	Dry Mode	Wash Mode	Dry Mode	Timer	Rinse+	Blue Ag+	Auto Tub Clean
	1200, 1400	Optimal, Time	✓	✓	✓	✓	✓	✓
	1200, 1400	Optimal, Time	✓	✓	✓	✓	✓	✓
	1200, 1400	Optimal, Time	✓	✓	✓	✓	✓	✓
	1200, 1400	Optimal, Time	–	✓	✓	–	–	✓
	1200	Optimal	–	✓	–	–	–	–
	 , 500, 700, 1200, 1400	–	✓	–	✓	✓	✓	✓
	 , 500, 700, 1200, 1400	–	✓	–	✓	✓	✓	✓
	 , 500, 700, 1200, 1400	–	✓	–	✓	✓	✓	✓
	 , 500, 700, 1200, 1400	–	–	–	✓	–	–	✓
	1200	–	–	–	–	–	–	–
	 , 500, 700, 1200, 1400	–	✓	–	✓	–	✓	✓
	 , 500, 700	–	✓	–	✓	✓	✓	–
	 , 500	–	✓	–	–	✓	✓	–
	 , 500, 700, 1200, 1400	–	✓	–	✓	✓	✓	✓
	–	Optimal, Time, Steam Refresh	–	✓	–	–	–	–

 : Drain only (No spin)

● Setting time for Time Dry: 30, 60, 90, 150, 210, 320 min.

*1 In case of “Optimal Dry” mode,

If the weight of clothes is heavy, spin is performed: 1200

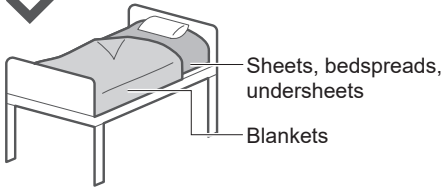
If the weight of clothes is light, spin is not performed: 

Washing & Drying Tips

Bedding

Washable items

- (Wash)
- (Handwash)
- 100 % cotton or 100 % synthetic



Not washable items



Electric blankets



Wool



Silk

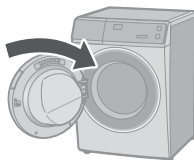


Long pile

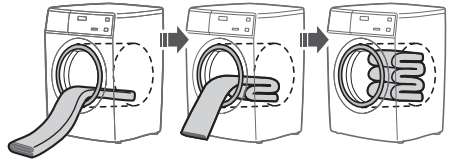
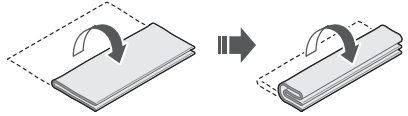


Fake fur

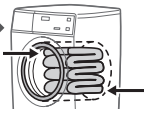
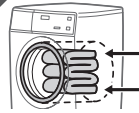
NOTE



Putting blankets into the drum



NOTE



Delicates

When washing

- To rinse fully, use the "Rinse+" function. (P. 27)

NOTE



Bleach

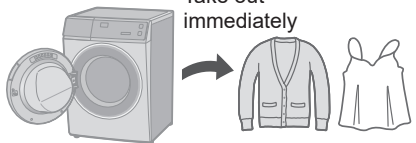


Liquid detergent for delicates



After operation ends

Take out immediately



Dry Only

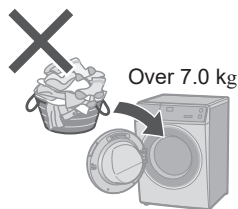
You can change dry modes depending on clothes.



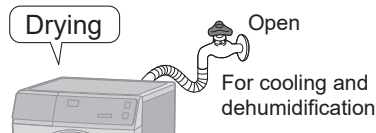
Hold 5 sec. (for Dry Only)



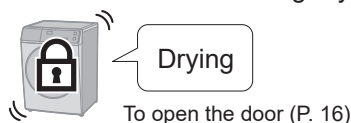
NOTE










- Open the tap even in drying.



- The door is locked during drying.



Dry Mode	Description
Optimal Dry	For heat-sensitive clothes (Max. 7.0 kg).
Steam Refresh	Use steam to reduce wrinkles and odors on dry cloths such as linen or blouses cotton shirt or artificial fabric. (Max. 2.0 kg dry cloths). *Time: 37 min. *After drying, the drum will rotate every 5 minutes for 40 seconds to prevent wrinkles caused by leaving the clothes unattended.    Lights (On) Approx. 2 hours • To open the door:  or  Turn off Pause
Time Dry	<ul style="list-style-type: none"> • For clothes easy to be wrinkled.  Thinner plain woven and crepe texture etc. • For small amount laundry (Max. 0.5 kg). *Time: 30 min. *After drying: Take out immediately  • For half-dry clothes. *Time: 30 min. and more

Changing Program Settings

■ Preparing

- Sort the laundry and put it into the drum. (P. 8)
- Checking “Auto Dose” setting or add detergent manually (P. 11, 12, 14)



Spin Spin

Temp Temp

Dry Mode Dry Mode

- Available options and setting ranges are different depending on the program. (P. 20)
- An alarm sounds if you select an option that is unavailable.








Temp

Change the washing temperature.



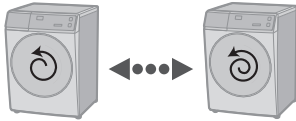
■ Setting guide

Low	High
<ul style="list-style-type: none"> ● Colours  ● Lightly Soiled  ● Easily shrinks 	<ul style="list-style-type: none"> ● White  ● Heavily Soiled  ● Cotton



r/min Spin





Change the spin speed.



Low

High

■ Setting guide

 Low	 High
<ul style="list-style-type: none">● To reduce wrinkling 	<ul style="list-style-type: none">● To dry more thoroughly 

3

Spin

(P. 21)

■ To change the setting while washing



1



Pause

2



3



Start

WASH & DRY Dry Mode

Select a combination of processes.



3

Dry Mode

Dry Mode (P. 23)

Changing Program Settings (continued)

■ Preparing

- Sort the laundry and put it into the drum. (P. 8)
- Checking “Auto Dose” setting or add detergent manually (P. 11, 12, 14)



2 Select a program. (P. 18)



3 Change the program's settings.









- Available options and setting ranges are different depending on the program. (P. 20)
- An alarm sounds if you select an option that is unavailable.



Wash Mode

Select a combination of wash, rinse and spin.



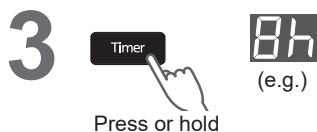
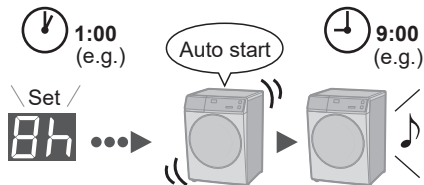
 *1	Wash
 *2	Rinse
 *2	Spin
	Wash and rinse
	Wash and spin
 *2	Rinse and spin

*1 Water is drained after wash process.

*2 Drains first if there is water in the drum.

Timer

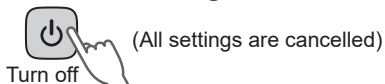
Set how many hours later to finish operation. (Up to 24 hours)



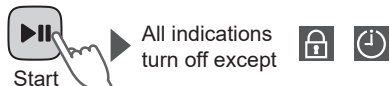
■ To check a preset time



■ To cancel settings



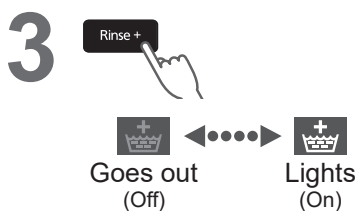
NOTE



● Not available: P. 21

Rinse+

Add an extra rinse.



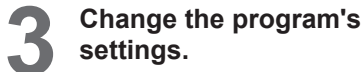
■ To change the setting while washing



Changing Program Settings (continued)

■ Preparing

- Sort the laundry and put it into the drum. (P. 8)
- Checking “Auto Dose” setting or add detergent manually (P. 11, 12, 14)



Blue Ag+
Auto Tub Clean

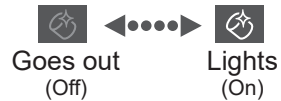


- Available options and setting ranges are different depending on the program. (P. 20)
- An alarm sounds if you select an option that is unavailable.



Auto Tub Clean

Add tub cleaning process.



NOTE

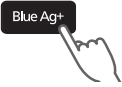
- The setting is memorized.

Ag+ Blue Ag+

Bacteria elimination function (Max. 3.0 kg).



3



■ Service life for Ag+ case

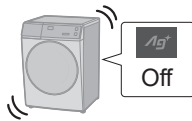
- “Blue Ag+” works for about 300 to 350 times (for about 7 years if used once a week).
- Replace the case when the contents are decreased.



- Replace



- Wash without “Ag+”



NOTE

- Do not use the water for other purposes.



Drinking



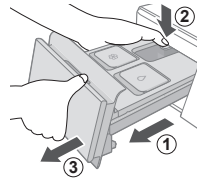
Cooking



■ Change Ag+ case

1

Take out the detergent drawer.



2

Remove Ag+ case



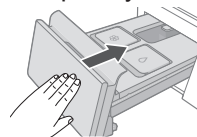
3

Exchange and attach Ag+ case



4

Attach detergent drawer completely

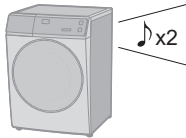
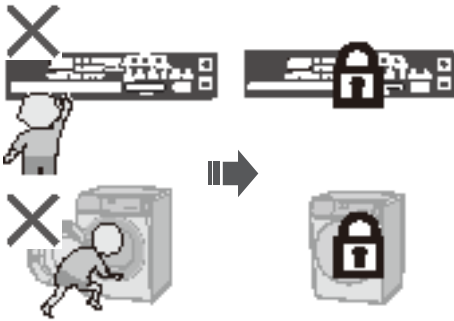


- The kind of clothes, detergent, softener, and water hardness may affect the result.
- Stop use if itchy, etc.



Changing Appliance Settings

Setting the Child Lock



Lights
(On)


■ To cancel:

Same procedure x4



Goes out
(Off)

Cancelling the buzzer



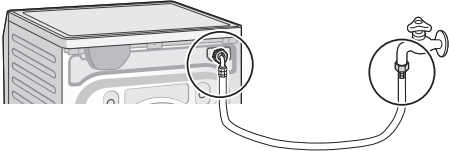
■ To reset:



Same procedure x4

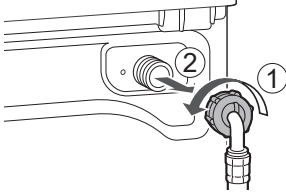
Maintenance

Water supply filter

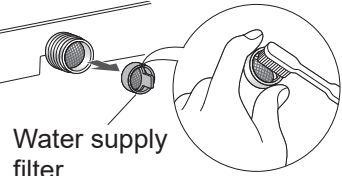
If water does not flow smoothly



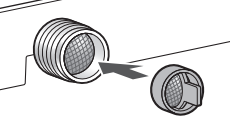
1  → 
Empty

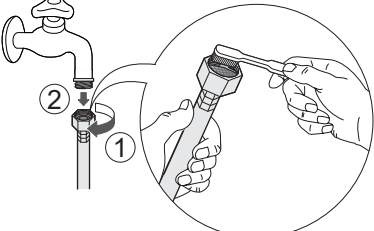
6 

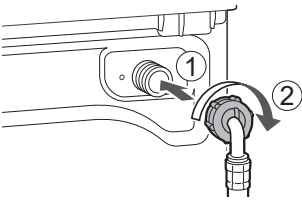
2  On

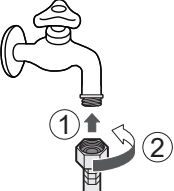
7 
Water supply filter

3  Select 
Daily Wash

8 

5 Remove and clean the filter 

9 

10 

Maintenance (continued)

Detergent drawer

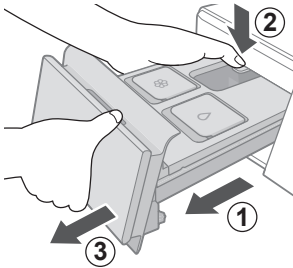
Once every 3 months

When changing detergent or softener brand

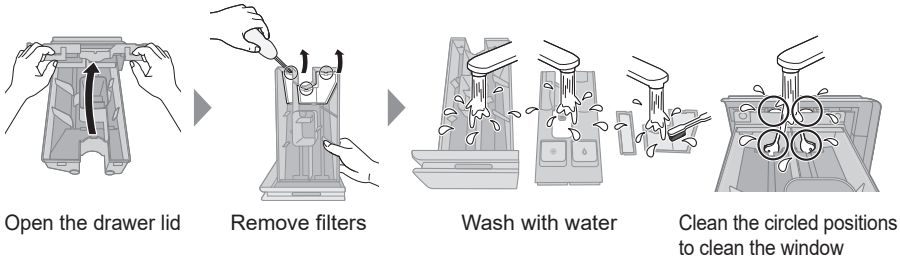
When not used for more than 1 month

When the window does not change color during use

1 Take out the drawer.

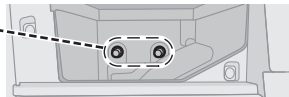


2 Open the drawer lid, remove 2 filters, then wash with water.

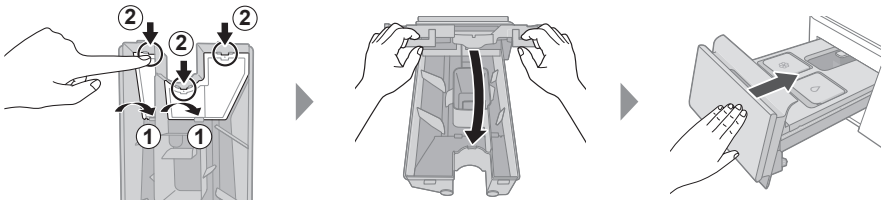


NOTE

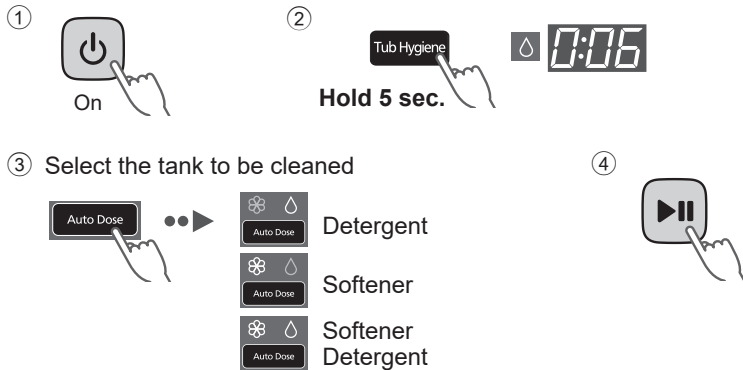
- Do not reuse leftover liquid detergent and softener.
- Do not wipe the joint. (cause of clogging)



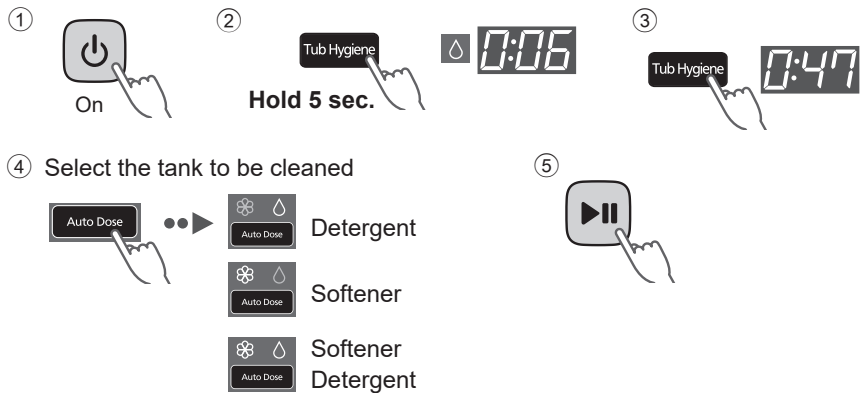
3 Attach filters, close the lid and attach the drawer.



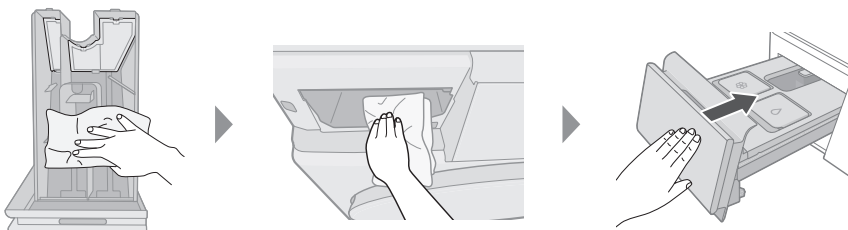
- 4**
- Fill the tank about halfway with water, then close completely.
 - Close the door of washing machine and run “Auto Dose Tank Clean” function to clean (6-minute maintenance).



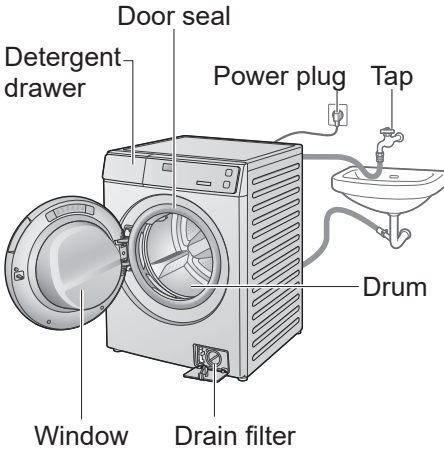
- If the joint is clogged, run “Auto Dose Tank Clean” function to deep clean (47-minute maintenance).



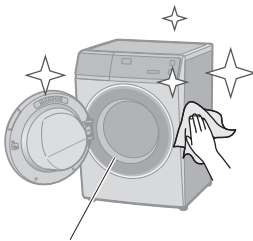
- 5** Take out the drawer, discard the remaining water and wipe off the water, then attach the drawer.



Maintenance (continued)


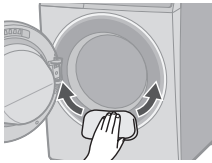


Appliance

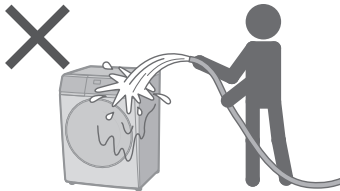


Door seal

For heavy soil




NOTE



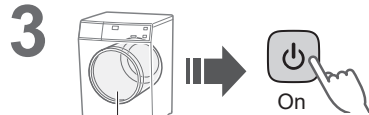
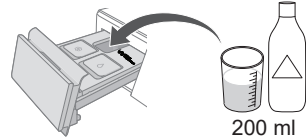
- Do not use gritty cleaners or thinners, or products containing alcohol or paraffin oil.

Drum

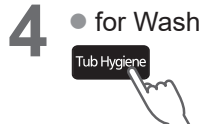
Once a month or if  flashes
<Tub Hygiene>



2 Whitening bleach (chlorine bleach)




No clothing



● for Wash & Dry



NOTE

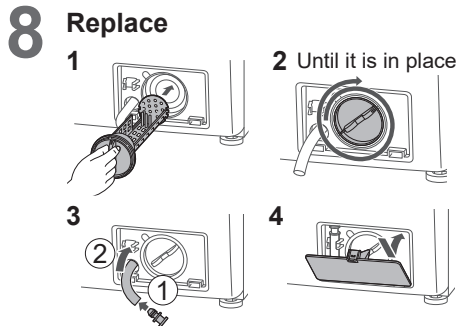
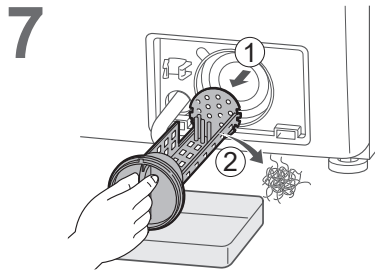
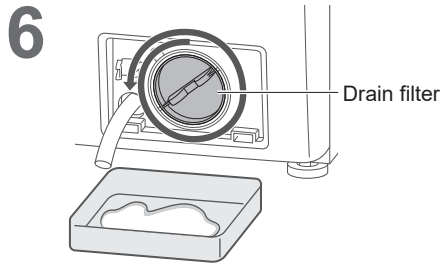
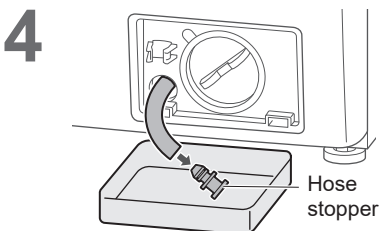
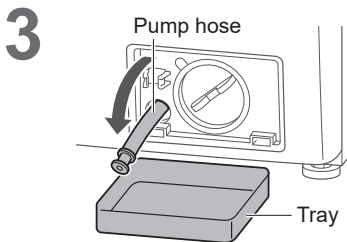
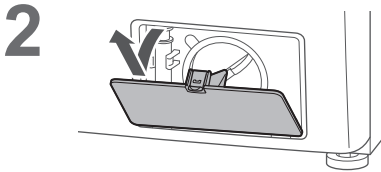
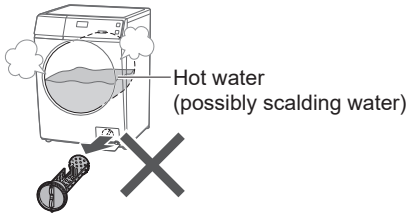
- If the “Tub Hygiene” program is not run, the indicator  goes off when other program is run 3 times.

Drain filter


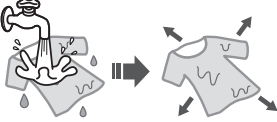


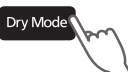






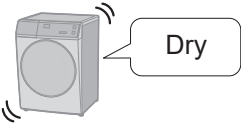



Once a month

Be sure to drain water in the drum before this procedure.



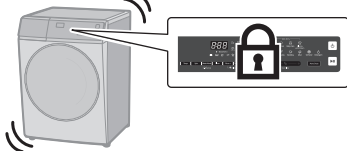



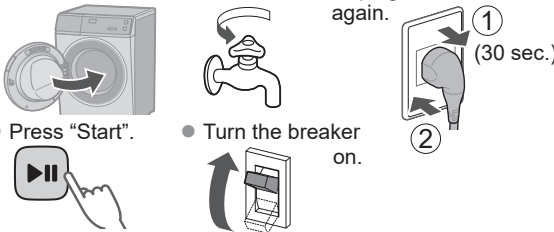

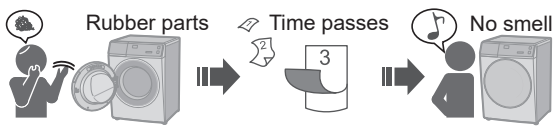
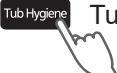
CAUTION





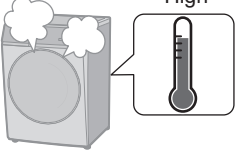



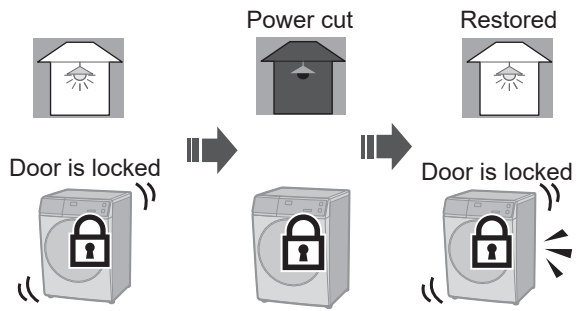
For Better Results


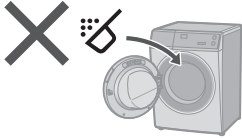
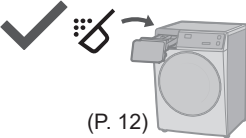




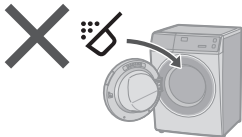
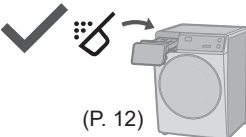
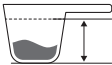




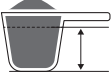
Symptoms	Tips for nice finish
<p>Shrunken clothes</p> 	<p>If cotton products have shrunk by drying</p> <ul style="list-style-type: none"> ● Moisten and stretch. 
<p>Hand feeling changes by wrinkles</p> 	<ul style="list-style-type: none"> ● Reduce clothing amount.  <ul style="list-style-type: none"> ● Select dry mode. (P. 23) <p>Dry Mode  Depending on clothes</p> <ul style="list-style-type: none"> ● After drying 
<ul style="list-style-type: none"> ● Drying is insufficient ● Drying is uneven 	<ul style="list-style-type: none"> ● Reduce clothing amount.  <ul style="list-style-type: none"> ● Turn on. 
<p>Feel rough</p> 	<ul style="list-style-type: none"> ● When towels feel rough after washing <p>Fabric softener  If still feel rough</p> 
<p>Lint is attached</p> 	<ul style="list-style-type: none"> ● "Rinse+" or "Tub Hygiene" <p>Rinse+  (P. 27) or Tub Hygiene  (P. 34)</p>

Troubleshooting









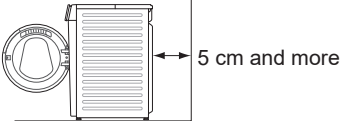
	Symptoms	Points to be checked
Main unit	<p>Touch the buttons</p>  <p>No reaction</p> 	<p><input type="checkbox"/> Possible cause</p> <ul style="list-style-type: none"> ● During an operation  <p><input type="checkbox"/> Try</p> <ul style="list-style-type: none"> ● Child Lock (P. 30)  (Off)
	<p>No operation</p> 	<p><input type="checkbox"/> Check</p> <ul style="list-style-type: none"> ● Power cut ● Timer  <p><input type="checkbox"/> Try</p> <ul style="list-style-type: none"> ● Close the door. ● Turn on. ● Unplug and insert again. ● Press "Start". ● Turn the breaker on. 
	<p>Odour of rubber</p> 	<p><input type="checkbox"/> Possible cause</p>  <p><input type="checkbox"/> Try</p> <p>Tub Hygiene Tub Hygiene (P. 34)</p> 

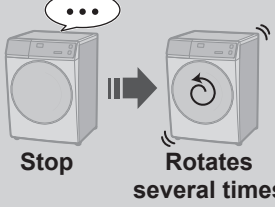
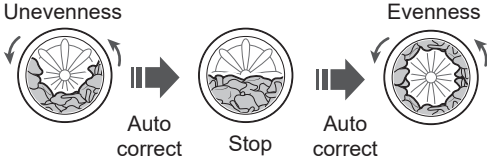
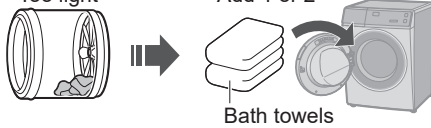
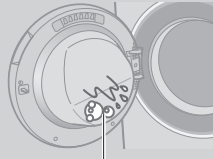
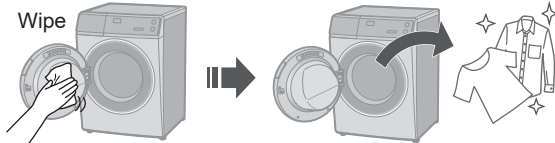

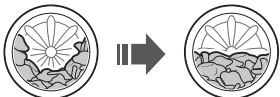

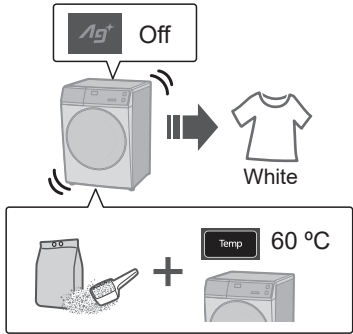
Troubleshooting (continued)

	Symptoms	Points to be checked
<p style="writing-mode: vertical-rl; transform: rotate(180deg);">Main unit</p> <p>Door does not open</p> 	<p><input type="checkbox"/> Possible cause</p> <ul style="list-style-type: none"> ● During an operation (washing or drying)  <p>Door is locked. To open the door during operation (P. 16)</p> <p><input type="checkbox"/> Check</p> <ul style="list-style-type: none"> ● Temperature  <ul style="list-style-type: none"> ● Water level 	<p><input type="checkbox"/> Try</p> <ul style="list-style-type: none"> ● Child Lock (P. 30)  <ul style="list-style-type: none"> ● During an operation <ol style="list-style-type: none"> 1 Turn off 2 On 3 Wash Mode (P. 26) Spin 4 Open 
	<p>NOTE</p>  <p>Door is locked → Power cut → Restored → Door is locked</p>	






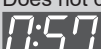






	Symptoms	Points to be checked
Detergent and foam	<p>After washing</p> 	<p><input type="checkbox"/> Check</p>   <p>(P. 12)</p>
	<p><input type="checkbox"/> Possible cause</p> <ul style="list-style-type: none"> ● The amount of foam varies. <ul style="list-style-type: none"> ● Temperature ● Water level ● Water softness   	
Detergent and foam	<p>Not enough</p> 	<p><input type="checkbox"/> Check</p> <ul style="list-style-type: none"> ● Powder detergent   <p>(P. 12)</p> <ul style="list-style-type: none"> ● Too little detergent or setting too little detergent in "Auto Dose" function  <ul style="list-style-type: none"> ● Low foam detergent ● Heavily soiled ● Load too large   
	<p>Too much</p> 	<p><input type="checkbox"/> Check</p> <ul style="list-style-type: none"> ● Too much detergent or setting too much detergent in "Auto Dose" function 


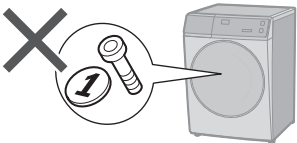
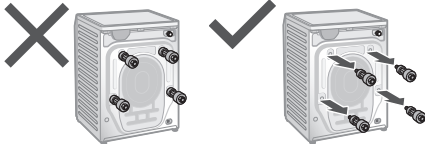

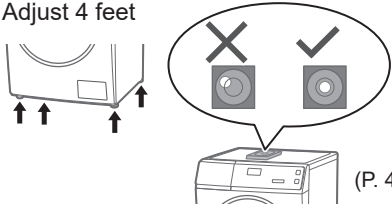


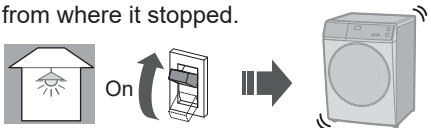
Troubleshooting (continued)

	Symptoms	Points to be checked
Wash	<p>During a wash</p>  <p>Water drainage</p> 	<p><input type="checkbox"/> Possible cause</p> <p>Excess foam</p>  <p>Foam</p> <p>Foam detection function</p>  <p>Auto drainage</p> <p>Auto water supply</p> 
Dry	<p>Drying takes too long</p> 	<p><input type="checkbox"/> Check</p> <ul style="list-style-type: none"> ● Too heavy ● Too cold   <p><input type="checkbox"/> Try</p> <ul style="list-style-type: none"> ● Check the location  <p>5 cm and more</p>


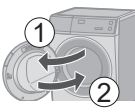

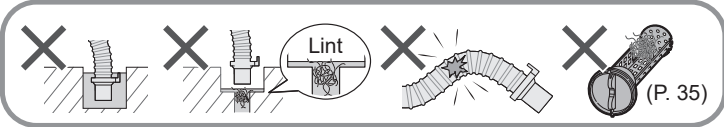





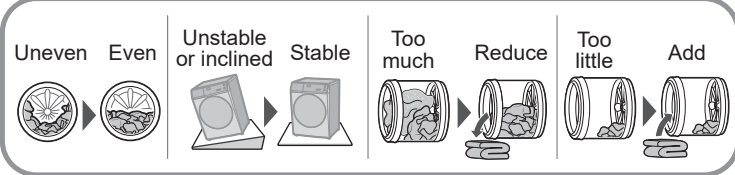


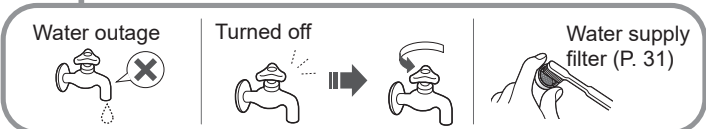



	Symptoms	Points to be checked
Rinse/Spin	<p>During the spin process</p>  <p>Stop → Rotates several times</p>	<p><input type="checkbox"/> Possible cause</p> <p>Unevenness</p>  <p>Evenness</p> <p>Auto correct → Stop → Auto correct</p> <p><input type="checkbox"/> Try</p> <p>Too light</p>  <p>Add 1 or 2</p> <p>Bath towels</p>
	<p>After washing</p>  <p>Foam or water</p>	<p><input type="checkbox"/> Try</p>  <p>Wipe</p>
	<p>Spin changes to rinse</p>  <p>Spin → Rinse</p>	<p><input type="checkbox"/> Possible cause</p> <ul style="list-style-type: none"> • If clothes are uneven, this appliances automatically corrects unevenness using the rinse process. 
Laundry	<p>If the laundry yellows</p>  <p>Yellow</p>	<p><input type="checkbox"/> Try</p>  <p>Ag+ Off</p> <p>White</p> <p>Temp 60 °C</p>

Troubleshooting (continued)

	Symptoms	Points to be checked
Time	<p>During a wash</p> <p>Displayed time</p> <p> ... → </p> <p>Changes</p>	<p><input type="checkbox"/> Possible cause</p> <ul style="list-style-type: none"> ● Remaining time is corrected during operation. <p></p> <ul style="list-style-type: none"> ● If the settings changed ● If clothes are uneven <p></p> <p></p> <p>➡ The remaining time may increase.</p>
	<p>Remaining time</p> <p>Does not decrease</p> <p> ... → </p> <p>or</p> <p>Suddenly decrease</p> <p> ... → </p>	<p><input type="checkbox"/> Possible cause</p> <p>The displayed time is a guideline.</p>
Noise	<p>During water drainage</p> <p></p>	<p><input type="checkbox"/> Possible cause</p> <ul style="list-style-type: none"> ● This is normal. The drain pump is working.
	<p>Sound of fan rotating</p> <p></p>	<p><input type="checkbox"/> Possible cause</p> <ul style="list-style-type: none"> ● This is normal. The fan cools electric parts.
	<p>Motor emits a sound</p> <p></p>	<p><input type="checkbox"/> Possible cause</p> <ul style="list-style-type: none"> ● This is normal. The motor will make a short sound when the drum engages.

	Symptoms	Points to be checked
Noise	<p>Unusual noise (or vibration)</p> 	<p><input type="checkbox"/> Check</p> <ul style="list-style-type: none"> ● Metal items  ● Anchor bolts (P. 48)  ● Slope or an unstable surface  ● Adjust 4 feet  (P. 48)
Others	<p>Power cut</p>  <p>Breaker</p> <p>Off</p> 	<p><input type="checkbox"/> Check</p> <ul style="list-style-type: none"> ● When the power recovers, operation resumes from where it stopped. 

Error Display

Error Display	Points to be checked
<p>U 11</p> <p>Unable to drain</p>	<p>1 Check </p> <p>2 </p> <p>3  Start</p> 
<p>U 12</p> <p>Door is open</p>	<p>1 </p> <p>2  Start</p>
<p>U 13</p> <p>Unable to spin</p>	<p>1 </p> <p>2 Check</p> <p>3   Start</p> 
<p>U 14</p> <p>Unable to supply water</p>	<p>1 Check</p> <p>2 </p> <p>3  Start</p> 
<p>U 15</p> <p>Unable to drain during drying</p>	<p>1  Turn off</p> <p>2 Check the drain hose (Refer to U11)</p> <p>3  On</p> <p>4 Select the drying program again  Start</p>

Error Display	Points to be checked
---------------	----------------------

<p>U 17</p> <p>Unable to spin</p>	<p>1 Restart</p> <p>Turn off On </p> <p>2 Run Rinse and Spin of "Active Speed 38" program</p> <p>Next time: Low foam detergent</p>
-----------------------------------	---

<p>H 00</p>	<p>1 </p> <p>2 </p> <p>3 </p>
-------------	--

■ Information

<p>hot</p> <p>Unable to open</p>	<p>Hot </p> <p>During drying (P. 16)</p> <p>Temp Hold 5 sec.</p> <p>Start cooling 5 to 25 min. </p>
----------------------------------	--

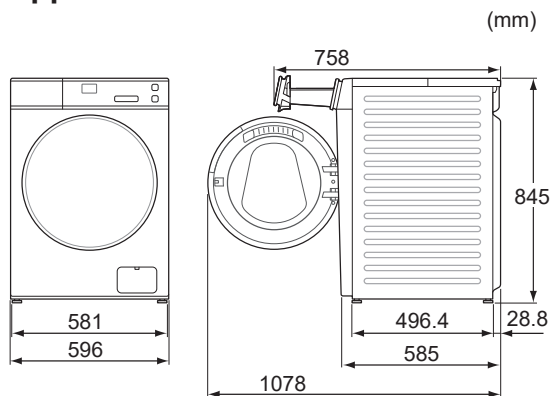
Choosing the Right Location



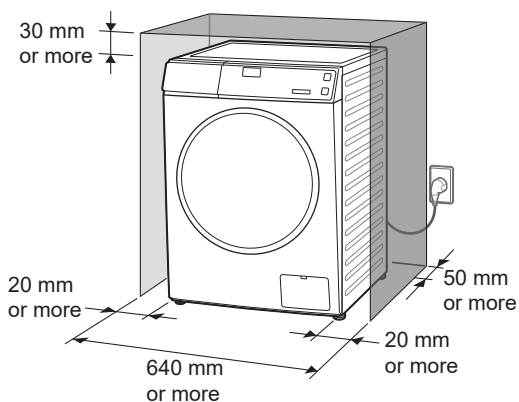
Make sure to ask a service person for installation.

- Do not install the appliance by yourself.
- Follow this installation method. If you do not, Panasonic will not be liable for any accidents or damages.

Appliance dimensions



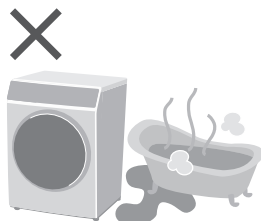


■ Set-in installation



- Do not let the metallic portions of the appliance come into contact with metal sinks or other appliances.

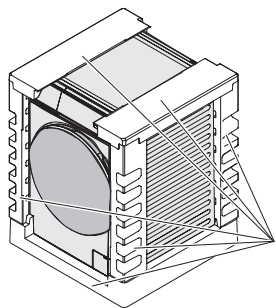

Check the location.



Moving and Installing

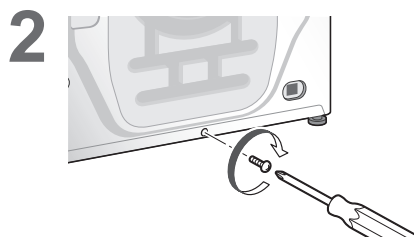
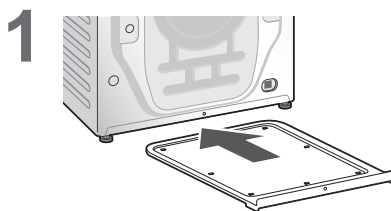
Carrying the appliance

Do not do it alone.

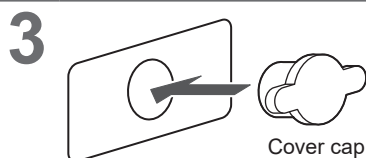
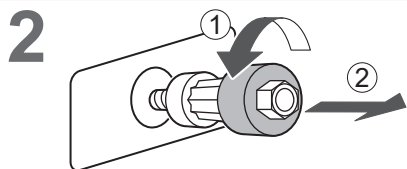
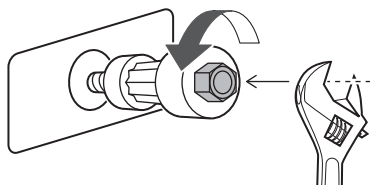
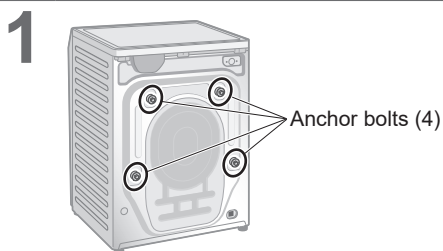


Remove all packing cushions before starting to use the appliance.


Installation of bottom cover



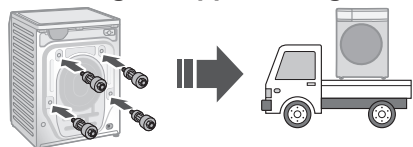
Removing the anchor bolts



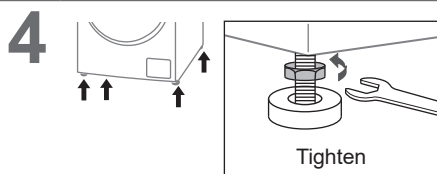
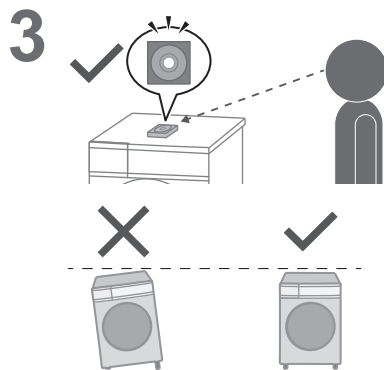
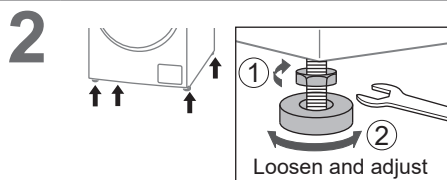
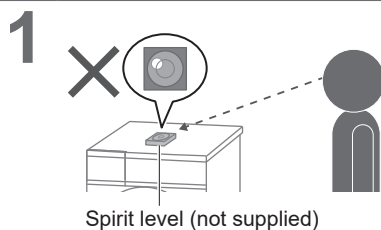
NOTE



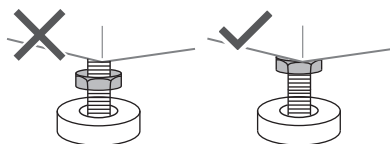
■ Moving the appliance again



Levelling the appliance



NOTE



Installation

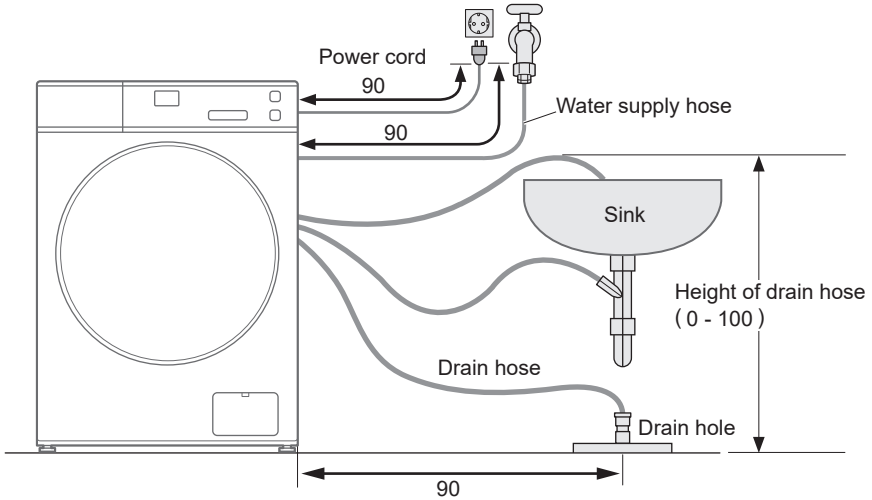
Connecting the Hoses

Connect the hoses properly to prevent water leaks.

Maximum connection distances for hoses and the power cord

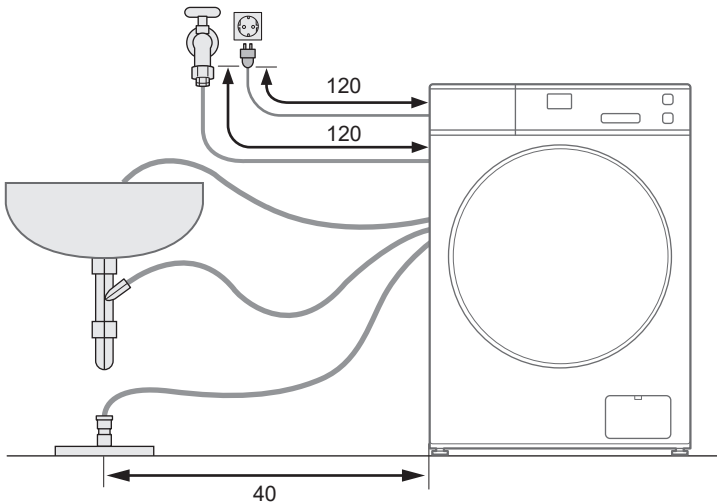
Right side connection

(cm)



Left side connection

(cm)



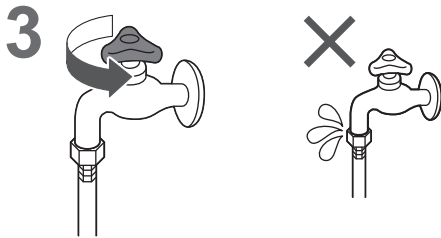
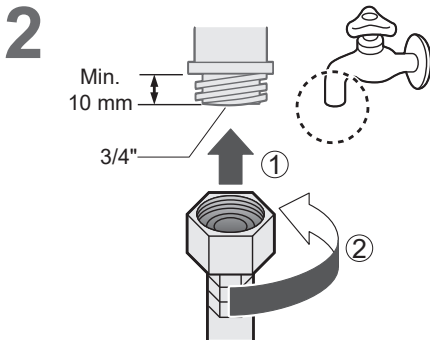
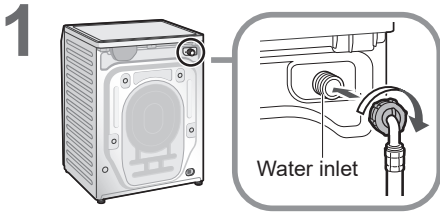
Connecting the Hoses (continued)

Water supply hose

■ Connecting the water supply hose

⚠ CAUTION

- Tighten the nut firmly.
- Do not twist, squash, modify or cut the hose.

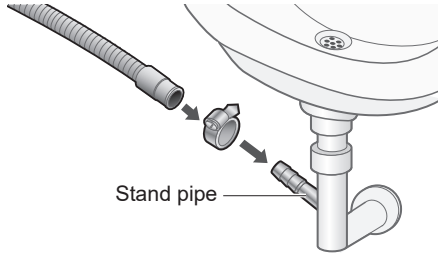


Drain hose

■ Draining to a sink or wash basin

NOTICE

■ Draining to a stand pipe


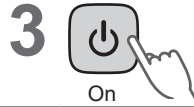
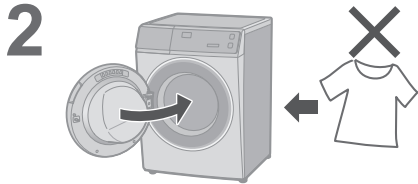


■ Draining to a drain hole


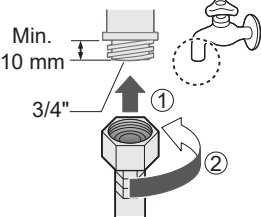

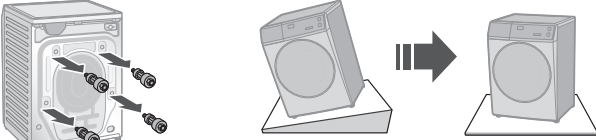



NOTE

Test Run



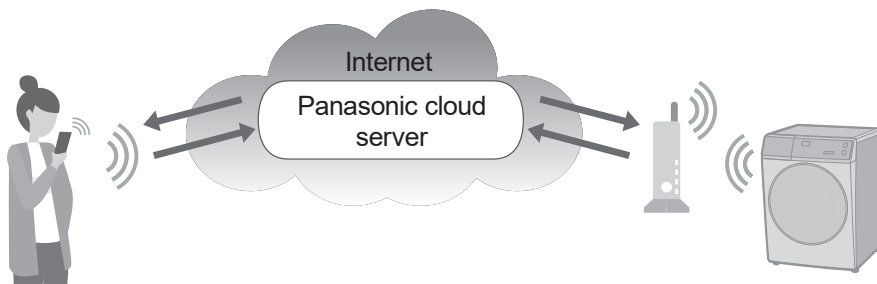
Checking after test run

Problem	Causes and Measures
<p>Water leaks</p> 	<p>Connect the water supply hose properly</p> 
 <p>Abnormal sounds</p>	<ul style="list-style-type: none"> ● Remove the anchor bolts (P. 48) ● Install stably 
<p>Error display</p> 	<p>See P. 44.</p>

Panasonic SmartApp+

More convenient with your smartphone

You can use the service using the “Panasonic SmartApp+”.




You can operate the washing machine or set the timer with application.

Support program selection from program history.

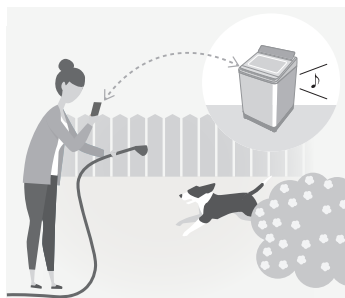
We have “My Favorite” program. You can create original programs with your favorite settings.

- Up to 10 programs for each operation (WASH, WASH & DRY, DRY).



Notification of washing status and end of operation.

Clothes can be taken out immediately after washing.



- The contents, functions and designs of this service are subject to change or termination without prior notice.

Required Equipment and Environment

Let's check the equipment required to use the app.

- Android or iOS (iPhone) smartphone
- About supported OS

<https://www.panasonic.com/fiot/wash/>



Panasonic Website



- Wireless LAN router
Use a wireless LAN router to connect to the internet.

- Internet environment

Please confirm that it is a broadband line.

Example) FTTH (optical fiber), ADSL, CATV (cable television), etc.

Internet communication charges will be borne by the customer.



NOTE

- Make sure that the wireless LAN router has a communication standard of 2.4 GHz band. (Communication standards: IEEE802.11b, IEEE802.11g, IEEE802.11n) Other than the above cannot be used.
- Models that only support WEP cannot be used.
- As a security measure, be sure to use a wireless LAN router that can set the encryption method WPA3, WPA2, or WPA.
- We recommend WPA3 and WPA2 (AES) as the encryption method.
- We do not guarantee the operation of all wireless LAN routers. (Mobile router is not guaranteed to work.)



Panasonic SmartApp+ (continued)

Initial Settings



Follow the settings on the screen of the app.

1 Install the “Panasonic SmartApp+” (free)

- You can find the link to download the application from “Panasonic Website”.

<https://www.panasonic.com/fiot/wash/>



Panasonic Website

- Alternatively, you can search for the “Panasonic SmartApp+” app on Google Play (Android) or App Store (iOS) and install the app.
- You can also scan the link to install the app from the QR code pasted on the washing machine.

2 Follow instructions displayed on the screen of the app and register the washing machine.

- Operate in a position where you can check the display on the washing machine.
- It cannot be operated while the washing machine is running.



Use the app (P. 55)

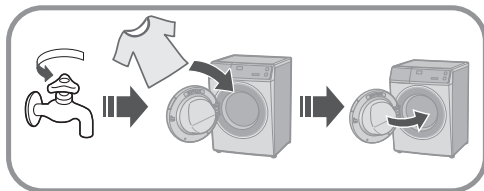
Using the “Panasonic SmartApp+”

After initial setting is completed, you can use the app.

Preparing to use the “Remote” function

You need to prepare the washing machine before going out.

1



NOTE

- Close the door completely.

2



Checking
“Auto Dose”
setting
(P. 11, 14)

or



3



**Hold
5 sec.**



Approx. 2 sec.


After 10 min.



All other indications
turn off, except:



NOTE

- To cancel the remote control mode and unlock the door → turn the power off.
- When there is no remote control from the app, the remote control mode is released after 23 hours. During remote control mode, all buttons on the appliance (except ) are disabled. You can only control the washing machine from the app. After 23 hours, the normal screen is displayed and the remote control is disabled.

To check the communication status with the lamp on control panel.

■ Lamp position



Light up Communicatable (Connected)



Blinking Trying to communicate
(Connecting to server)



Off Not connected

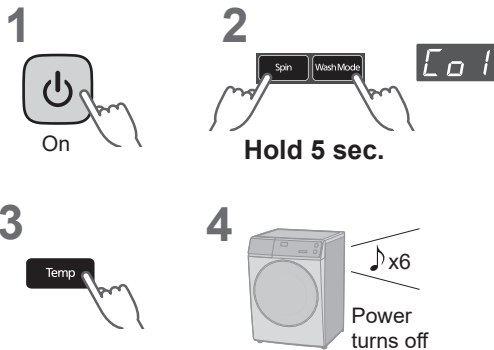


Panasonic SmartApp+ (continued)

Initializing

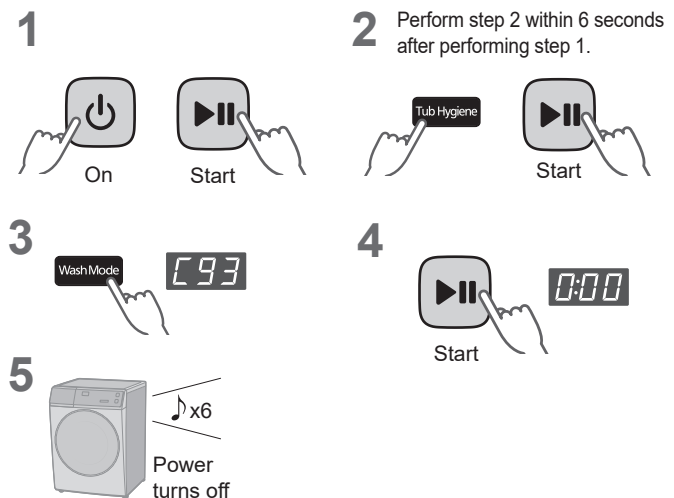
- When you stop using the “Panasonic SmartApp+”
- Suspected use due to unauthorized access
- If the appliance is a pre-owned machine

Reset the wireless LAN settings to the default settings.
(Operate on the washing machine)
You should also stop using the service of the app.

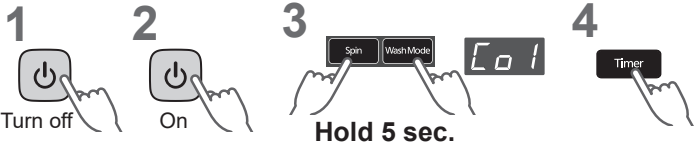


When you dispose of or transfer the washing machine

Reset all the contents such as the wireless LAN settings, washing machine settings, operation history, etc. to the state at the time of purchase. The QR code behind the appliance door cannot be used for subsequent registrations.
(Full initialization)
(Operate on the washing machine)



Error Display

Error display	Causes & Measures
<p>U81</p>	<ul style="list-style-type: none"> ● Failed to connect the washing machine and the wireless LAN router. Check the following. <ul style="list-style-type: none"> • The router is not turned on. → Turn on the power. • The distance between the router and the washing machine is too long.→ Bring the router closer. • There is a device that uses radio waves, such as a microwave oven, nearby. <ul style="list-style-type: none"> →Keep a distance. →Stop using the device or wait a while and try again. • Multiple devices are connected to the router. <ul style="list-style-type: none"> →Turn off the power of the device you are not using.
<p>U82</p>	<ul style="list-style-type: none"> ● Communication error with the server. ● There may be a problem with your internet connection. <ul style="list-style-type: none"> →If you do not know the cause, contact your provider, carrier, or router manufacturer.
<p>U83</p>	<ul style="list-style-type: none"> ● In “Backup connection”, SSID or password of the router is incorrect. <ul style="list-style-type: none"> →Check the description of the router. ● Failed to connect the washing machine and the router. <ul style="list-style-type: none"> →Check the above “U81”.
<p>U84</p>	<ul style="list-style-type: none"> ● “Scan connection” failed. Check the following. <ul style="list-style-type: none"> • The Bluetooth[®] setting on your smartphone is turned off. • The QR code cannot be read correctly. →Make sure that the Bluetooth[®] setting is ON, and then connect again. If you still cannot connect, please try “Backup connection”.
<p>The app displayed the word like “Cannot communicate with the washing machine.”</p>	<ul style="list-style-type: none"> ● Communicate again after a while, or check the connection status by the following method. <div style="text-align: center;">  <p>Hold 5 sec.</p> </div> <p>→If “U81”, “U82”, etc. are displayed, it is a connection error. Check the above.</p>

Panasonic SmartApp+ (continued)

Usage for wireless LAN/Bluetooth®

■ Usage restrictions

Please note that there are the following restrictions on use. Panasonic is not liable for any incidental damages resulting from the failure to comply with the restrictions and the use or inability to use the machine.

- Do not connect to a wireless network that you do not have permission to use. A wireless network (SSID*) that you do not have permission to use during automatic search of the wireless network environment may be displayed, but if you connect, it may be considered as unauthorized access.
- Do not use in a place where magnetic field, static electricity, or radio interference is generated. If you use it near the following devices, communication may be interrupted or the speed may slow down.
 - Microwave oven
 - Other wireless LAN / Bluetooth® devices
 - Other devices that use radio waves in the 2.4 GHz band (digital cordless phones, wireless audio devices, game consoles, PC peripherals, etc.)
 - Metal objects that easily reflect radio waves

* A name used to identify a specific network on a wireless LAN. If this SSID matches on both devices, communication is possible.

■ Security measures

- Since the wireless LAN uses radio waves to send and receive data, there is a risk of unauthorized access. Take security measures to ensure the safety of your data. (P. 53) Please note that we are not responsible for any problems that occur without taking security measures.
- For the password (encryption key) of the wireless LAN router, refer to the instruction manual of the wireless LAN router and set it in consideration of security.

■ About firmware

- This machine has a function to connect to our firmware update server via the Internet and automatically update its own firmware to the latest version. Since wireless communication is temporarily interrupted during the update, communication may be interrupted or the speed may slow down.
- Do not analyze or modify the firmware.

Copyright, etc.

- Android and Google Play are trademarks or registered trademarks of Google LLC.
- iPhone is a trademark of Apple Inc., registered in the U.S. and other countries.
- IOS is a trademark or registered trademark of Cisco in the U.S. and other countries and is used under license.
- The App Store is a service mark of Apple Inc.
- QR Code is registered trademark of DENSO WAVE INCORPORATED.
- Bluetooth® word mark and logo are registered trademarks owned by Bluetooth SIG, Inc.
- Panasonic Corporation uses these marks under license. Other trademarks and trade names are property of their respective owners.
- Other names, company names, product names, etc. described in this manual are trademarks or registered trademarks of their respective companies. Some ™ and ® marks are not included in the text.

■ About software

This product consists of the following types of software.

- (1) Software developed by or for Panasonic Corporation (Panasonic)
- (2) Software owned by a third party and licensed to Panasonic
- (3) Conditionally licensed open source software

The software classified in (3) above is distributed with the expectation that it will be useful on its own, but we do not warrant any implied guarantee of “commerciality” or “fitness for a specific purpose”. No warranty is given, including.

cJSON

Copyright (c) 2009 Dave Gamble
Copyright (c) 2009-2017 Dave Gamble and cJSON contributors

Permission is hereby granted, free of charge, to any person obtaining a copy of this software and associated documentation files (the “Software”), to deal in the Software without restriction, including without limitation the rights to use, copy, modify, merge, publish, distribute, sublicense, and/or sell copies of the Software, and to permit persons to whom the Software is furnished to do so, subject to the following conditions:

The above copyright notice and this permission notice shall be included in all copies or substantial portions of the Software.

THE SOFTWARE IS PROVIDED “AS IS”, WITHOUT WARRANTY OF ANY KIND, EXPRESS OR IMPLIED, INCLUDING BUT NOT LIMITED TO THE WARRANTIES OF MERCHANTABILITY, FITNESS FOR A PARTICULAR PURPOSE AND NONINFRINGEMENT. IN NO EVENT SHALL THE AUTHORS OR COPYRIGHT HOLDERS BE LIABLE FOR ANY CLAIM, DAMAGES OR OTHER LIABILITY, WHETHER IN AN ACTION OF CONTRACT, TORT OR OTHERWISE, ARISING FROM, OUT OF OR IN CONNECTION WITH THE SOFTWARE OR THE USE OR OTHER DEALINGS IN THE SOFTWARE.

wpa_supplicant

Copyright (c) 2005-2009, Jouni Malinen <j@w1.fi>
Copyright (c) 2008, Jouni Malinen <j@w1.fi>

wpa_supplicant
=====

Copyright (c) 2003-2019, Jouni Malinen <j@w1.fi> and contributors All Rights Reserved.

This program is licensed under the BSD license (the one with advertisement clause removed).

If you are submitting changes to the project, please see CONTRIBUTIONS file for more instructions.

License

This software may be distributed, used, and modified under the terms of BSD license:

Redistribution and use in source and binary forms, with or without modification, are permitted provided that the following conditions are met:

1. Redistributions of source code must retain the above copyright notice, this list of conditions and the following disclaimer.
2. Redistributions in binary form must reproduce the above copyright notice, this list of conditions and the following disclaimer in the documentation and/or other materials provided with the distribution.

Panasonic SmartApp+ (continued)

Copyright, etc. (continued)

3. Neither the name(s) of the above-listed copyright holder(s) nor the names of its contributors may be used to endorse or promote products derived from this software without specific prior written permission.

THIS SOFTWARE IS PROVIDED BY THE COPYRIGHT HOLDERS AND CONTRIBUTORS "AS IS" AND ANY EXPRESS OR IMPLIED WARRANTIES, INCLUDING, BUT NOT LIMITED TO, THE IMPLIED WARRANTIES OF MERCHANTABILITY AND FITNESS FOR A PARTICULAR PURPOSE ARE DISCLAIMED. IN NO EVENT SHALL THE COPYRIGHT OWNER OR CONTRIBUTORS BE LIABLE FOR ANY DIRECT, INDIRECT, INCIDENTAL, SPECIAL, EXEMPLARY, OR CONSEQUENTIAL DAMAGES (INCLUDING, BUT NOT LIMITED TO, PROCUREMENT OF SUBSTITUTE GOODS OR SERVICES; LOSS OF USE, DATA, OR PROFITS; OR BUSINESS INTERRUPTION) HOWEVER CAUSED AND ON ANY THEORY OF LIABILITY, WHETHER IN CONTRACT, STRICT LIABILITY, OR TORT (INCLUDING NEGLIGENCE OR OTHERWISE) ARISING IN ANY WAY OUT OF THE USE OF THIS SOFTWARE, EVEN IF ADVISED OF THE POSSIBILITY OF SUCH DAMAGE.

Mbed TLS

Copyright (C) 2006-2015, ARM Limited, All Rights Reserved
Copyright (C) 2006-2016, ARM Limited, All Rights Reserved
Copyright (C) 2006-2017, ARM Limited, All Rights Reserved
Copyright (C) 2006-2018, ARM Limited, All Rights Reserved
Copyright (C) 2006-2018, ARM Limited (or its affiliates), All Rights Reserved
Copyright (C) 2006-2018, Arm Limited (or its affiliates), All Rights Reserved.
Copyright (C) 2006-2019, ARM Limited, All Rights Reserved
Copyright (C) 2006-2019, Arm Limited (or its affiliates), All Rights Reserved
Copyright (C) 2016, ARM Limited, All Rights Reserved
Copyright (C) 2016-2018, ARM Limited, All Rights Reserved
Copyright (C) 2018, Arm Limited (or its affiliates), All Rights Reserved
Copyright (C) 2018, Arm Limited, All Rights Reserved

RealtekSDK

(C) COPYRIGHT 2011 STMicroelectronics
(C) COPYRIGHT 2017 Realtek Semiconductor Corporation
Copyright (C) 2019 Amazon.com, Inc. or its affiliates. All Rights Reserved.
Copyright (c) 2006-2013 ARM Limited
Copyright (c) 2009-2016 ARM Limited. All rights reserved.
Copyright (c) 2009-2017 ARM Limited. All rights reserved.
Copyright (c) 2009-2018 Arm Limited. All rights reserved.
Copyright (c) 2013 ARM LIMITED All rights reserved.
Copyright (c) 2013 Realtek Semiconductor Corp.
Copyright (c) 2013-2016 Realtek Semiconductor Corp.

Copyright (c) 2014, Realtek Semiconductor Corp. All rights reserved.

Copyright (c) 2015, Realsil Semiconductor Corporation. All rights reserved.

Copyright (c) 2015, Realtek Semiconductor Corp. All rights reserved.

Copyright (c) 2015, Realtek Semiconductor Corporation. All rights reserved.

Copyright (c) 2017, Realsil Semiconductor Corporation. All rights reserved.

Copyright (c) 2017, Realtek Semiconductor Corporation. All rights reserved.

Copyright (c) 2017-2018 Arm Limited. All rights reserved.

Copyright 2014 Tencent. All rights reserved.

Copyright(c) 2007 - 2012 Realtek Corporation. All rights reserved.

Copyright(c) 2007 - 2016 Realtek Corporation. All rights reserved.

Copyright(c) 2007 - 2017 Realtek Corporation. All rights reserved.

Copyright(c) 2007 - 2018 Realtek Corporation. All rights reserved.

Copyright(c) 2014, Realtek Semiconductor Corporation. All rights reserved.

Copyright(c) 2015, Realtek Semiconductor Corporation. All rights reserved.

Copyright(c) 2016, Realtek Semiconductor Corporation. All rights reserved.

Copyright(c) 2017, Realtek Semiconductor Corporation. All rights reserved.

Copyright(c) 2019, Realtek Semiconductor Corporation. All rights reserved.

copyright Kulesh Shanmugasundaram (kulesh [squiggly] isis.poly.edu)

Apache License

Version 2.0, January 2004
<http://www.apache.org/licenses/>

TERMS AND CONDITIONS FOR USE, REPRODUCTION, AND DISTRIBUTION

1. Definitions.

"License" shall mean the terms and conditions for use, reproduction, and distribution as defined by Sections 1 through 9 of this document.

"Licensor" shall mean the copyright owner or entity authorized by the copyright owner that is granting the License.

"Legal Entity" shall mean the union of the acting entity and all other entities that control, are controlled by, or are under common control with that entity. For the purposes of this definition, "control" means (i) the power, direct or indirect, to cause the direction or management of such entity, whether by contract or otherwise, or (ii) ownership of fifty percent (50%) or more of the outstanding shares, or (iii) beneficial ownership of such entity.

"You" (or "Your") shall mean an individual or Legal Entity exercising permissions granted by this License.

"Source" form shall mean the preferred form for making modifications, including but not limited to software source code, documentation source, and configuration files.

"Object" form shall mean any form resulting from mechanical transformation or translation of a Source form, including but not limited to compiled object code, generated documentation, and conversions to other media types.

"Work" shall mean the work of authorship, whether in Source or Object form, made available under the License, as indicated by a copyright notice that is included in or attached to the work (an example is provided in the Appendix below).

"Derivative Works" shall mean any work, whether in Source or Object form, that is based on (or derived from) the Work and for which the editorial revisions, annotations, elaborations, or other modifications represent, as a whole, an original work of authorship. For the purposes of this License, Derivative Works shall not include works that remain separable from, or merely link (or bind by name) to the interfaces of, the Work and Derivative Works thereof.

"Contribution" shall mean any work of authorship, including the original version of the Work and any modifications or additions to that Work or Derivative Works thereof, that is intentionally submitted to Licensor for inclusion in the Work by the copyright owner or by an individual or Legal Entity authorized to submit on behalf of the copyright owner. For the purposes of this definition, "submitted" means any form of electronic, verbal, or written communication sent to the Licensor or its representatives, including but not limited to communication on electronic mailing lists, source code control systems, and issue tracking systems that are managed by, or on behalf of, the Licensor for the purpose of discussing and improving the Work, but excluding communication that is conspicuously marked or otherwise designated in writing by the copyright owner as "Not a Contribution".

"Contributor" shall mean Licensor and any individual or Legal Entity on behalf of whom a Contribution has been received by Licensor and subsequently incorporated within the Work.

2. Grant of Copyright License.

Subject to the terms and conditions of this License, each Contributor hereby grants to You a perpetual, worldwide, non-exclusive, no-charge, royalty-free, irrevocable copyright license to reproduce, prepare Derivative Works of, publicly display, publicly perform, sublicense, and distribute the Work and such Derivative Works in Source or Object form.

3. Grant of Patent License.

Subject to the terms and conditions of this License, each Contributor hereby grants to You a perpetual, worldwide, non-exclusive, no-charge, royalty-free, irrevocable (except as stated in this section) patent license to make, have made, use, offer to sell, sell, import, and otherwise transfer the Work, where such license applies only to those patent claims licensable by such Contributor that are necessarily infringed by their Contribution(s) alone or by combination of their Contribution(s) with the Work to which such Contribution(s) was submitted. If You institute patent litigation against any entity (including a cross-claim or counterclaim in a lawsuit) alleging that the Work or a Contribution incorporated within the Work constitutes direct or contributory patent infringement, then any patent licenses granted to You under this License for that Work shall terminate as of the date such litigation is filed.

4. Redistribution.

You may reproduce and distribute copies of the Work or Derivative Works thereof in any medium, with or without modifications, and in Source or Object form, provided that You meet the following conditions:

- (a) You must give any other recipients of the Work or Derivative Works a copy of this License; and
- (b) You must cause any modified files to carry prominent notices stating that You changed the files; and
- (c) You must retain, in the Source form of any Derivative Works that You distribute, all copyright, patent, trademark, and attribution notices from the Source form of the Work, excluding those notices that do not pertain to any part of the Derivative Works; and
- (d) If the Work includes a "NOTICE" text file as part of its distribution, then any Derivative Works that You distribute must include a readable copy of the attribution notices contained within such NOTICE file, excluding those notices that do not pertain to any part of the Derivative Works, in at least one of the following places: within a NOTICE text file distributed as part of the Derivative Works; within the Source form or documentation, if provided along with the Derivative Works; or, within a display generated by the Derivative Works, if and wherever such third-party notices normally appear. The contents of the NOTICE file are for informational purposes only and do not modify the License. You may add Your own attribution notices within Derivative Works that You distribute, alongside or as an addendum to the NOTICE text from the Work, provided that such additional attribution notices cannot be construed as modifying the License.

You may add Your own copyright statement to Your modifications and may provide additional or different license terms and conditions for use, reproduction, or distribution of Your modifications, or for any such Derivative Works as a whole, provided Your use, reproduction, and distribution of the Work otherwise complies with the conditions stated in this License.

5. Submission of Contributions.

Unless You explicitly state otherwise, any Contribution intentionally submitted for inclusion in the Work by You to the Licensor shall be under the terms and conditions of this License, without any additional terms or conditions. Notwithstanding the above, nothing herein shall supersede or modify the terms of any separate license agreement you may have executed with Licensor regarding such Contributions.

6. Trademarks.

This License does not grant permission to use the trade names, trademarks, service marks, or product names of the Licensor, except as required for reasonable and customary use in describing the origin of the Work and reproducing the content of the NOTICE file.

7. Disclaimer of Warranty.

Unless required by applicable law or agreed to in writing, Licensor provides the Work (and each Contributor provides its Contributions) on an "AS IS" BASIS, WITHOUT WARRANTIES OR CONDITIONS OF ANY KIND, either express or implied, including, without limitation, any warranties or conditions of TITLE, NON-INFRINGEMENT, MERCHANTABILITY,

Panasonic SmartApp+ (continued)

Copyright, etc. (continued)

or FITNESS FOR A PARTICULAR PURPOSE. You are solely responsible for determining the appropriateness of using or redistributing the Work and assume any risks associated with Your exercise of permissions under this License.

8. Limitation of Liability.

In no event and under no legal theory, whether in tort (including negligence), contract, or otherwise, unless required by applicable law (such as deliberate and grossly negligent acts) or agreed to in writing, shall any Contributor be liable to You for damages, including any direct, indirect, special, incidental, or consequential damages of any character arising as a result of this License or out of the use or inability to use the Work (including but not limited to damages for loss of goodwill, work stoppage, computer failure or malfunction, or any and all other commercial damages or losses), even if such Contributor has been advised of the possibility of such damages.

9. Accepting Warranty or Additional Liability.

While redistributing the Work or Derivative Works thereof, You may choose to offer, and charge a fee for, acceptance of support, warranty, indemnity, or other liability obligations and/or rights consistent with this License. However, in accepting such obligations, You may act only on Your own behalf and on Your sole responsibility, not on behalf of any other Contributor, and only if You agree to indemnify, defend, and hold each Contributor harmless for any liability incurred by, or claims asserted against, such Contributor by reason of your accepting any such warranty or additional liability.

END OF TERMS AND CONDITIONS

APPENDIX: How to apply the Apache License to your work.

To apply the Apache License to your work, attach the following boilerplate notice, with the fields enclosed by brackets “[]” replaced with your own identifying information. (Don't include the brackets!) The text should be enclosed in the appropriate comment syntax for the file format. We also recommend that a file or class name and description of purpose be included on the same “printed page” as the copyright notice for easier identification within third-party archives.

Copyright [yyyy] [name of copyright owner]

Licensed under the Apache License, Version 2.0 (the “License”);
you may not use this file except in compliance with the License.
You may obtain a copy of the License at

<http://www.apache.org/licenses/LICENSE-2.0>

Unless required by applicable law or agreed to in writing, software distributed under the License is distributed on an “AS IS” BASIS, WITHOUT WARRANTIES OR CONDITIONS OF ANY KIND, either express or implied. See the License for the specific language governing permissions and limitations under the License.

lwlP

Copyright (c) 1997 Global Election Systems Inc.
Copyright (c) 2001-2003 Swedish Institute of Computer Science.
Copyright (c) 2001-2003 Swedish Institute of Computer Science. All rights reserved.
Copyright (c) 2001-2004 Axon Digital Design B.V., The Netherlands. All rights reserved.
Copyright (c) 2001-2004 Leon Woestenberg <leon.woestenberg@gmx.net>
Copyright (c) 2001-2004 Swedish Institute of Computer Science. All rights reserved.
Copyright (c) 2002 CITEL Technologies Ltd. All rights reserved.
Copyright (c) 2002-2003, Adam Dunkels.
Copyright (c) 2002-2003, Adam Dunkels. All rights reserved.
Copyright (c) 2003 by Marc Boucher, Services Informatiques (MBSI) inc.
Copyright (c) 2003-2004 Axon Digital Design B.V., The Netherlands. All rights reserved.
Copyright (c) 2003-2004 Leon Woestenberg <leon.woestenberg@axon.tv>
Copyright (c) 2007 Dominik Spies <kontakt@dspies.de> All rights reserved.
Copyright (c) 2010 Inico Technologies Ltd. All rights reserved.
Copyright (c) 2016 The MINIX 3 Project. All rights reserved.

/*

*Copyright (c) 2001, 2002 Swedish Institute of
*Computer Science. All rights reserved.

*

*Redistribution and use in source and binary forms,
*with or without modification, are permitted provided
*that the following conditions are met:

*

- *1. Redistributions of source code must retain the
* above copyright notice, this list of conditions and the
* following disclaimer.
- *2. Redistributions in binary form must reproduce the
* above copyright notice, this list of conditions and the
* following disclaimer in the documentation and/or
* other materials provided with the distribution.
- *3. The name of the author may not be used to endorse
* or promote products derived from this software
* without specific prior written permission.

*

*THIS SOFTWARE IS PROVIDED BY THE
*AUTHOR “AS IS” AND ANY EXPRESS OR IMPLIED
*WARRANTIES, INCLUDING, BUT NOT LIMITED TO,
*THE IMPLIED WARRANTIES OF MERCHANTABILITY
*AND FITNESS FOR A PARTICULAR PURPOSE ARE
*DISCLAIMED. IN NO EVENT SHALL THE AUTHOR BE
*LIABLE FOR ANY DIRECT, INDIRECT, INCIDENTAL,
*SPECIAL, EXEMPLARY, OR CONSEQUENTIAL
*DAMAGES (INCLUDING, BUT NOT LIMITED TO,
*PROCUREMENT OF SUBSTITUTE GOODS OR
*SERVICES; LOSS OF USE, DATA, OR PROFITS;
*OR BUSINESS INTERRUPTION) HOWEVER
*CAUSED AND ON ANY THEORY OF LIABILITY,
*WHETHER IN CONTRACT, STRICT LIABILITY, OR

*TORT (INCLUDING NEGLIGENCE OR OTHERWISE)
*ARISING IN ANY WAY OUT OF THE USE OF
*THIS SOFTWARE, EVEN IF ADVISED OF THE
*POSSIBILITY OF SUCH DAMAGE.

*
*This file is part of the lwIP TCP/IP stack.

*
*Author: Adam Dunkels <adam@sics.se>

*
*/

FreeRTOS

Copyright (C) 2017 Amazon.com, Inc. or its affiliates.
All Rights Reserved.
Copyright (C) 2019 Amazon.com, Inc. or its affiliates.
All Rights Reserved.

The FreeRTOS kernel is released under the MIT open source license, the text of which is provided below.

This license covers the FreeRTOS kernel source files, which are located in the /FreeRTOS/Source directory of the official FreeRTOS kernel download. It also covers most of the source files in the demo application projects, which are located in the /FreeRTOS/Demo directory of the official FreeRTOS download. The demo projects may also include third party software that is not part of FreeRTOS and is licensed separately to FreeRTOS. Examples of third party software includes header files provided by chip or tools vendors, linker scripts, peripheral drivers, etc. All the software in subdirectories of the /FreeRTOS directory is either open source or distributed with permission, and is free for use. For the avoidance of doubt, refer to the comments at the top of each source file.

License text:

Copyright (C) 2019 Amazon.com, Inc. or its affiliates.
All Rights Reserved.

Permission is hereby granted, free of charge, to any person obtaining a copy of this software and associated documentation files (the "Software"), to deal in the Software without restriction, including without limitation the rights to use, copy, modify, merge, publish, distribute, sublicense, and/or sell copies of the Software, and to permit persons to whom the Software is furnished to do so, subject to the following conditions:

The above copyright notice and this permission notice shall be included in all copies or substantial portions of the Software.

THE SOFTWARE IS PROVIDED "AS IS", WITHOUT WARRANTY OF ANY KIND, EXPRESS OR IMPLIED, INCLUDING BUT NOT LIMITED TO THE WARRANTIES OF MERCHANTABILITY, FITNESS FOR A PARTICULAR PURPOSE AND NONINFRINGEMENT. IN NO EVENT SHALL THE AUTHORS OR COPYRIGHT HOLDERS BE LIABLE FOR ANY CLAIM, DAMAGES OR OTHER LIABILITY,

WHETHER IN AN ACTION OF CONTRACT, TORT OR OTHERWISE, ARISING FROM, OUT OF OR IN CONNECTION WITH THE SOFTWARE OR THE USE OR OTHER DEALINGS IN THE SOFTWARE.

newlib

The newlib subdirectory is a collection of software from several sources.

Each file may have its own copyright/license that is embedded in the source file. Unless otherwise noted in the body of the source file(s), the following copyright notices will apply to the contents of the newlib subdirectory:

(1) Red Hat Incorporated

Copyright (c) 1994-2009 Red Hat, Inc.
All rights reserved.

This copyrighted material is made available to anyone wishing to use, modify, copy, or redistribute it subject to the terms and conditions of the BSD License. This program is distributed in the hope that it will be useful, but WITHOUT ANY WARRANTY expressed or implied, including the implied warranties of MERCHANTABILITY or FITNESS FOR A PARTICULAR PURPOSE. A copy of this license is available at <http://www.opensource.org/licenses>. Any Red Hat trademarks that are incorporated in the source code or documentation are not subject to the BSD License and may only be used or replicated with the express permission of Red Hat, Inc.

(2) University of California, Berkeley

Copyright (c) 1981-2000 The Regents of the University of California. All rights reserved.

Redistribution and use in source and binary forms, with or without modification, are permitted provided that the following conditions are met:

- * Redistributions of source code must retain the above copyright notice, this list of conditions and the following disclaimer.
- * Redistributions in binary form must reproduce the above copyright notice, this list of conditions and the following disclaimer in the documentation and/or other materials provided with the distribution.
- * Neither the name of the University nor the names of its contributors may be used to endorse or promote products derived from this software without specific prior written permission.

THIS SOFTWARE IS PROVIDED BY THE COPYRIGHT HOLDERS AND CONTRIBUTORS "AS IS" AND ANY EXPRESS OR IMPLIED WARRANTIES, INCLUDING, BUT NOT LIMITED TO, THE IMPLIED WARRANTIES OF MERCHANTABILITY AND FITNESS FOR A PARTICULAR PURPOSE ARE DISCLAIMED. IN NO EVENT SHALL THE COPYRIGHT OWNER

Panasonic SmartApp+ (continued)

Copyright, etc. (continued)

OR CONTRIBUTORS BE LIABLE FOR ANY DIRECT, INDIRECT, INCIDENTAL, SPECIAL, EXEMPLARY, OR CONSEQUENTIAL DAMAGES (INCLUDING, BUT NOT LIMITED TO, PROCUREMENT OF SUBSTITUTE GOODS OR SERVICES; LOSS OF USE, DATA, OR PROFITS; OR BUSINESS INTERRUPTION) HOWEVER CAUSED AND ON ANY THEORY OF LIABILITY, WHETHER IN CONTRACT, STRICT LIABILITY, OR TORT (INCLUDING NEGLIGENCE OR OTHERWISE) ARISING IN ANY WAY OUT OF THE USE OF THIS SOFTWARE, EVEN IF ADVISED OF THE POSSIBILITY OF SUCH DAMAGE.

(3) David M. Gay (AT&T 1991, Lucent 1998)

The author of this software is David M. Gay.

Copyright (c) 1991 by AT&T.

Permission to use, copy, modify, and distribute this software for any purpose without fee is hereby granted, provided that this entire notice is included in all copies of any software which is or includes a copy or modification of this software and in all copies of the supporting documentation for such software.

THIS SOFTWARE IS BEING PROVIDED "AS IS", WITHOUT ANY EXPRESS OR IMPLIED WARRANTY. IN PARTICULAR, NEITHER THE AUTHOR NOR AT&T MAKES ANY REPRESENTATION OR WARRANTY OF ANY KIND CONCERNING THE MERCHANTABILITY OF THIS SOFTWARE OR ITS FITNESS FOR ANY PARTICULAR PURPOSE.

The author of this software is David M. Gay.

Copyright (C) 1998-2001 by Lucent Technologies All Rights Reserved

Permission to use, copy, modify, and distribute this software and its documentation for any purpose and without fee is hereby granted, provided that the above copyright notice appear in all copies and that both that the copyright notice and this permission notice and warranty disclaimer appear in supporting documentation, and that the name of Lucent or any of its entities not be used in advertising or publicity pertaining to distribution of the software without specific, written prior permission.

LUCENT DISCLAIMS ALL WARRANTIES WITH REGARD TO THIS SOFTWARE, INCLUDING ALL IMPLIED WARRANTIES OF MERCHANTABILITY AND FITNESS. IN NO EVENT SHALL LUCENT OR ANY OF ITS ENTITIES BE LIABLE FOR ANY SPECIAL, INDIRECT OR CONSEQUENTIAL DAMAGES OR ANY DAMAGES WHATSOEVER RESULTING FROM LOSS OF USE, DATA OR PROFITS, WHETHER IN AN ACTION OF CONTRACT, NEGLIGENCE OR OTHER TORTIOUS ACTION, ARISING OUT OF OR IN

CONNECTION WITH THE USE OR PERFORMANCE OF THIS SOFTWARE.

(4) Advanced Micro Devices

Copyright 1989, 1990 Advanced Micro Devices, Inc.

This software is the property of Advanced Micro Devices, Inc (AMD) which specifically grants the user the right to modify, use and distribute this software provided this notice is not removed or altered. All other rights are reserved by AMD.

AMD MAKES NO WARRANTY OF ANY KIND, EXPRESS OR IMPLIED, WITH REGARD TO THIS SOFTWARE. IN NO EVENT SHALL AMD BE LIABLE FOR INCIDENTAL OR CONSEQUENTIAL DAMAGES IN CONNECTION WITH OR ARISING FROM THE FURNISHING, PERFORMANCE, OR USE OF THIS SOFTWARE.

So that all may benefit from your experience, please report any problems or suggestions about this software to the 29K Technical Support Center at 800-29-29-AMD (800-292-9263) in the USA, or 0800-89-1131 in the UK, or 0031-11-1129 in Japan, toll free. The direct dial number is 512-462-4118.

Advanced Micro Devices, Inc.
29K Support Products
Mail Stop 573
5900 E. Ben White Blvd.
Austin, TX 78741
800-292-9263

(7) Sun Microsystems

Copyright (C) 1993 by Sun Microsystems, Inc.
All rights reserved.

Developed at SunPro, a Sun Microsystems, Inc. business.

Permission to use, copy, modify, and distribute this software is freely granted, provided that this notice is preserved.

(8) Hewlett Packard

(c) Copyright 1986 HEWLETT-PACKARD COMPANY

To anyone who acknowledges that this file is provided "AS IS" without any express or implied warranty: permission to use, copy, modify, and distribute this file for any purpose is hereby granted without fee, provided that the above copyright notice and this notice appears in all copies, and that the name of Hewlett-Packard Company not be used in advertising or publicity pertaining to distribution of the software without specific, written prior permission. Hewlett-Packard Company makes no representations about the suitability of this software for any purpose.

(9) Hans-Peter Nilsson

Copyright (C) 2001 Hans-Peter Nilsson

Permission to use, copy, modify, and distribute this software is freely granted, provided that the above copyright notice, this notice and the following disclaimer are preserved with no changes.

THIS SOFTWARE IS PROVIDED "AS IS" AND WITHOUT ANY EXPRESS OR IMPLIED WARRANTIES, INCLUDING, WITHOUT LIMITATION, THE IMPLIED WARRANTIES OF MERCHANTABILITY AND FITNESS FOR A PARTICULAR PURPOSE.

(11) Christopher G. Demetriou

Copyright (c) 2001 Christopher G. Demetriou
All rights reserved.

Redistribution and use in source and binary forms, with or without modification, are permitted provided that the following conditions are met:

1. Redistributions of source code must retain the above copyright notice, this list of conditions and the following disclaimer.
2. Redistributions in binary form must reproduce the above copyright notice, this list of conditions and the following disclaimer in the documentation and/or other materials provided with the distribution.
3. The name of the author may not be used to endorse or promote products derived from this software without specific prior written permission.

THIS SOFTWARE IS PROVIDED BY THE AUTHOR "AS IS" AND ANY EXPRESS OR IMPLIED WARRANTIES, INCLUDING, BUT NOT LIMITED TO, THE IMPLIED WARRANTIES OF MERCHANTABILITY AND FITNESS FOR A PARTICULAR PURPOSE ARE DISCLAIMED. IN NO EVENT SHALL THE AUTHOR BE LIABLE FOR ANY DIRECT, INDIRECT, INCIDENTAL, SPECIAL, EXEMPLARY, OR CONSEQUENTIAL DAMAGES (INCLUDING, BUT NOT LIMITED TO, PROCUREMENT OF SUBSTITUTE GOODS OR SERVICES; LOSS OF USE, DATA, OR PROFITS; OR BUSINESS INTERRUPTION) HOWEVER CAUSED AND ON ANY THEORY OF LIABILITY, WHETHER IN CONTRACT, STRICT LIABILITY, OR TORT (INCLUDING NEGLIGENCE OR OTHERWISE) ARISING IN ANY WAY OUT OF THE USE OF THIS SOFTWARE, EVEN IF ADVISED OF THE POSSIBILITY OF SUCH DAMAGE.

(12) SuperH, Inc.

Copyright 2002 SuperH, Inc. All rights reserved

This software is the property of SuperH, Inc (SuperH) which specifically grants the user the right to modify, use and distribute this software provided this notice is not removed or altered. All other rights are reserved by SuperH.

SUPERH MAKES NO WARRANTY OF ANY KIND, EXPRESS OR IMPLIED, WITH REGARD TO THIS SOFTWARE. IN NO EVENT SHALL SUPERH BE LIABLE FOR INDIRECT, SPECIAL, INCIDENTAL OR CONSEQUENTIAL DAMAGES IN CONNECTION WITH OR ARISING FROM THE FURNISHING, PERFORMANCE, OR USE OF THIS SOFTWARE.

So that all may benefit from your experience, please report any problems or suggestions about this software to the SuperH Support Center via e-mail at softwaresupport@superh.com.

SuperH, Inc.
405 River Oaks Parkway
San Jose
CA 95134
USA

(13) Royal Institute of Technology

Copyright (c) 1999 Kungliga Tekniska Högskolan (Royal Institute of Technology, Stockholm, Sweden).
All rights reserved.

Redistribution and use in source and binary forms, with or without modification, are permitted provided that the following conditions are met:

1. Redistributions of source code must retain the above copyright notice, this list of conditions and the following disclaimer.
2. Redistributions in binary form must reproduce the above copyright notice, this list of conditions and the following disclaimer in the documentation and/or other materials provided with the distribution.
3. Neither the name of KTH nor the names of its contributors may be used to endorse or promote products derived from this software without specific prior written permission.

THIS SOFTWARE IS PROVIDED BY KTH AND ITS CONTRIBUTORS "AS IS" AND ANY EXPRESS OR IMPLIED WARRANTIES, INCLUDING, BUT NOT LIMITED TO, THE IMPLIED WARRANTIES OF MERCHANTABILITY AND FITNESS FOR A PARTICULAR PURPOSE ARE DISCLAIMED. IN NO EVENT SHALL KTH OR ITS CONTRIBUTORS BE LIABLE FOR ANY DIRECT, INDIRECT, INCIDENTAL, SPECIAL, EXEMPLARY, OR CONSEQUENTIAL DAMAGES (INCLUDING, BUT NOT LIMITED TO, PROCUREMENT OF SUBSTITUTE GOODS OR SERVICES; LOSS OF USE, DATA, OR PROFITS; OR BUSINESS INTERRUPTION) HOWEVER CAUSED AND ON ANY THEORY OF LIABILITY, WHETHER IN CONTRACT, STRICT LIABILITY, OR TORT (INCLUDING NEGLIGENCE OR OTHERWISE) ARISING IN ANY WAY OUT OF THE USE OF THIS SOFTWARE, EVEN IF ADVISED OF THE POSSIBILITY OF SUCH DAMAGE.

Panasonic SmartApp+ (continued)

Copyright, etc. (continued)

(14) Alexey Zelkin

Copyright (c) 2000, 2001 Alexey Zelkin <phantom@FreeBSD.org>
All rights reserved.

Redistribution and use in source and binary forms, with or without modification, are permitted provided that the following conditions are met:

1. Redistributions of source code must retain the above copyright notice, this list of conditions and the following disclaimer.
2. Redistributions in binary form must reproduce the above copyright notice, this list of conditions and the following disclaimer in the documentation and/or other materials provided with the distribution.

THIS SOFTWARE IS PROVIDED BY THE AUTHOR AND CONTRIBUTORS "AS IS" AND ANY EXPRESS OR IMPLIED WARRANTIES, INCLUDING, BUT NOT LIMITED TO, THE IMPLIED WARRANTIES OF MERCHANTABILITY AND FITNESS FOR A PARTICULAR PURPOSE ARE DISCLAIMED. IN NO EVENT SHALL THE AUTHOR OR CONTRIBUTORS BE LIABLE FOR ANY DIRECT, INDIRECT, INCIDENTAL, SPECIAL, EXEMPLARY, OR CONSEQUENTIAL DAMAGES (INCLUDING, BUT NOT LIMITED TO, PROCUREMENT OF SUBSTITUTE GOODS OR SERVICES; LOSS OF USE, DATA, OR PROFITS; OR BUSINESS INTERRUPTION) HOWEVER CAUSED AND ON ANY THEORY OF LIABILITY, WHETHER IN CONTRACT, STRICT LIABILITY, OR TORT (INCLUDING NEGLIGENCE OR OTHERWISE) ARISING IN ANY WAY OUT OF THE USE OF THIS SOFTWARE, EVEN IF ADVISED OF THE POSSIBILITY OF SUCH DAMAGE.

(15) Andrey A. Chernov

Copyright (C) 1997 by Andrey A. Chernov, Moscow, Russia.
All rights reserved.

Redistribution and use in source and binary forms, with or without modification, are permitted provided that the following conditions are met:

1. Redistributions of source code must retain the above copyright notice, this list of conditions and the following disclaimer.
2. Redistributions in binary form must reproduce the above copyright notice, this list of conditions and the following disclaimer in the documentation and/or other materials provided with the distribution.

THIS SOFTWARE IS PROVIDED BY THE AUTHOR "AS IS" AND ANY EXPRESS OR IMPLIED WARRANTIES, INCLUDING, BUT NOT LIMITED TO, THE IMPLIED WARRANTIES OF MERCHANTABILITY AND FITNESS FOR A PARTICULAR PURPOSE ARE DISCLAIMED. IN NO EVENT SHALL THE REGENTS OR CONTRIBUTORS BE LIABLE FOR ANY DIRECT, INDIRECT, INCIDENTAL, SPECIAL, EXEMPLARY, OR CONSEQUENTIAL DAMAGES (INCLUDING, BUT NOT LIMITED TO, PROCUREMENT OF SUBSTITUTE

GOODS OR SERVICES; LOSS OF USE, DATA, OR PROFITS; OR BUSINESS INTERRUPTION) HOWEVER CAUSED AND ON ANY THEORY OF LIABILITY, WHETHER IN CONTRACT, STRICT LIABILITY, OR TORT (INCLUDING NEGLIGENCE OR OTHERWISE) ARISING IN ANY WAY OUT OF THE USE OF THIS SOFTWARE, EVEN IF ADVISED OF THE POSSIBILITY OF SUCH DAMAGE.

(16) FreeBSD

Copyright (c) 1997-2002 FreeBSD Project.
All rights reserved.

Redistribution and use in source and binary forms, with or without modification, are permitted provided that the following conditions are met:

1. Redistributions of source code must retain the above copyright notice, this list of conditions and the following disclaimer.
2. Redistributions in binary form must reproduce the above copyright notice, this list of conditions and the following disclaimer in the documentation and/or other materials provided with the distribution.

THIS SOFTWARE IS PROVIDED BY THE AUTHOR AND CONTRIBUTORS "AS IS" AND ANY EXPRESS OR IMPLIED WARRANTIES, INCLUDING, BUT NOT LIMITED TO, THE IMPLIED WARRANTIES OF MERCHANTABILITY AND FITNESS FOR A PARTICULAR PURPOSE ARE DISCLAIMED. IN NO EVENT SHALL THE AUTHOR OR CONTRIBUTORS BE LIABLE FOR ANY DIRECT, INDIRECT, INCIDENTAL, SPECIAL, EXEMPLARY, OR CONSEQUENTIAL DAMAGES (INCLUDING, BUT NOT LIMITED TO, PROCUREMENT OF SUBSTITUTE GOODS OR SERVICES; LOSS OF USE, DATA, OR PROFITS; OR BUSINESS INTERRUPTION) HOWEVER CAUSED AND ON ANY THEORY OF LIABILITY, WHETHER IN CONTRACT, STRICT LIABILITY, OR TORT (INCLUDING NEGLIGENCE OR OTHERWISE) ARISING IN ANY WAY OUT OF THE USE OF THIS SOFTWARE, EVEN IF ADVISED OF THE POSSIBILITY OF SUCH DAMAGE.

(17) S. L. Moshier

Author: S. L. Moshier.

Copyright (c) 1984,2000 S.L. Moshier

Permission to use, copy, modify, and distribute this software for any purpose without fee is hereby granted, provided that this entire notice is included in all copies of any software which is or includes a copy or modification of this software and in all copies of the supporting documentation for such software.

THIS SOFTWARE IS BEING PROVIDED "AS IS", WITHOUT ANY EXPRESS OR IMPLIED WARRANTY. IN PARTICULAR, THE AUTHOR MAKES NO REPRESENTATION OR WARRANTY OF ANY KIND CONCERNING THE MERCHANTABILITY

OF THIS SOFTWARE OR ITS FITNESS FOR ANY PARTICULAR PURPOSE.

(18) Citrus Project

Copyright (c)1999 Citrus Project,
All rights reserved.

Redistribution and use in source and binary forms, with or without modification, are permitted provided that the following conditions are met:

1. Redistributions of source code must retain the above copyright notice, this list of conditions and the following disclaimer.
2. Redistributions in binary form must reproduce the above copyright notice, this list of conditions and the following disclaimer in the documentation and/or other materials provided with the distribution.

THIS SOFTWARE IS PROVIDED BY THE AUTHOR AND CONTRIBUTORS "AS IS" AND ANY EXPRESS OR IMPLIED WARRANTIES, INCLUDING, BUT NOT LIMITED TO, THE IMPLIED WARRANTIES OF MERCHANTABILITY AND FITNESS FOR A PARTICULAR PURPOSE ARE DISCLAIMED. IN NO EVENT SHALL THE AUTHOR OR CONTRIBUTORS BE LIABLE FOR ANY DIRECT, INDIRECT, INCIDENTAL, SPECIAL, EXEMPLARY, OR CONSEQUENTIAL DAMAGES (INCLUDING, BUT NOT LIMITED TO, PROCUREMENT OF SUBSTITUTE GOODS OR SERVICES; LOSS OF USE, DATA, OR PROFITS; OR BUSINESS INTERRUPTION) HOWEVER CAUSED AND ON ANY THEORY OF LIABILITY, WHETHER IN CONTRACT, STRICT LIABILITY, OR TORT (INCLUDING NEGLIGENCE OR OTHERWISE) ARISING IN ANY WAY OUT OF THE USE OF THIS SOFTWARE, EVEN IF ADVISED OF THE POSSIBILITY OF SUCH DAMAGE.

(19) Todd C. Miller

Copyright (c) 1998 Todd C. Miller
<Todd.Miller@courtesan.com>
All rights reserved.

Redistribution and use in source and binary forms, with or without modification, are permitted provided that the following conditions are met:

1. Redistributions of source code must retain the above copyright notice, this list of conditions and the following disclaimer.
2. Redistributions in binary form must reproduce the above copyright notice, this list of conditions and the following disclaimer in the documentation and/or other materials provided with the distribution.
3. The name of the author may not be used to endorse or promote products derived from this software without specific prior written permission.

THIS SOFTWARE IS PROVIDED "AS IS" AND ANY EXPRESS OR IMPLIED WARRANTIES, INCLUDING, BUT NOT LIMITED TO, THE IMPLIED WARRANTIES OF MERCHANTABILITY AND FITNESS FOR A PARTICULAR PURPOSE ARE DISCLAIMED.

IN NO EVENT SHALL THE AUTHOR BE LIABLE FOR ANY DIRECT, INDIRECT, INCIDENTAL, SPECIAL, EXEMPLARY, OR CONSEQUENTIAL DAMAGES (INCLUDING, BUT NOT LIMITED TO, PROCUREMENT OF SUBSTITUTE GOODS OR SERVICES; LOSS OF USE, DATA, OR PROFITS; OR BUSINESS INTERRUPTION) HOWEVER CAUSED AND ON ANY THEORY OF LIABILITY, WHETHER IN CONTRACT, STRICT LIABILITY, OR TORT (INCLUDING NEGLIGENCE OR OTHERWISE) ARISING IN ANY WAY OUT OF THE USE OF THIS SOFTWARE, EVEN IF ADVISED OF THE POSSIBILITY OF SUCH DAMAGE.

(20) DJ Delorie (i386)

Copyright (C) 1991 DJ Delorie
All rights reserved.

Redistribution, modification, and use in source and binary forms is permitted provided that the above copyright notice and following paragraph are duplicated in all such forms.

This file is distributed WITHOUT ANY WARRANTY; without even the implied warranty of MERCHANTABILITY or FITNESS FOR A PARTICULAR PURPOSE.

(23) Intel (i960)

Copyright (c) 1993 Intel Corporation

Intel hereby grants you permission to copy, modify, and distribute this software and its documentation. Intel grants this permission provided that the above copyright notice appears in all copies and that both the copyright notice and this permission notice appear in supporting documentation. In addition, Intel grants this permission provided that you prominently mark as "not part of the original" any modifications made to this software or documentation, and that the name of Intel Corporation not be used in advertising or publicity pertaining to distribution of the software or the documentation without specific, written prior permission.

Intel Corporation provides this AS IS, WITHOUT ANY WARRANTY, EXPRESS OR IMPLIED, INCLUDING, WITHOUT LIMITATION, ANY WARRANTY OF MERCHANTABILITY OR FITNESS FOR A PARTICULAR PURPOSE. Intel makes no guarantee or representations regarding the use of, or the results of the use of, the software and documentation in terms of correctness, accuracy, reliability, currentness, or otherwise; and you rely on the software, documentation and results solely at your own risk.

IN NO EVENT SHALL INTEL BE LIABLE FOR ANY LOSS OF USE, LOSS OF BUSINESS, LOSS OF PROFITS, INDIRECT, INCIDENTAL, SPECIAL OR CONSEQUENTIAL DAMAGES OF ANY KIND. IN NO EVENT SHALL INTEL'S TOTAL LIABILITY EXCEED THE SUM PAID TO INTEL FOR THE PRODUCT LICENSED HEREUNDER.

Panasonic SmartApp+ (continued)

Copyright, etc. (continued)

(26) Mike Barcroft

Copyright (c) 2001 Mike Barcroft <mike@FreeBSD.org>
All rights reserved.

Redistribution and use in source and binary forms, with or without modification, are permitted provided that the following conditions are met:

1. Redistributions of source code must retain the above copyright notice, this list of conditions and the following disclaimer.
2. Redistributions in binary form must reproduce the above copyright notice, this list of conditions and the following disclaimer in the documentation and/or other materials provided with the distribution.

THIS SOFTWARE IS PROVIDED BY THE AUTHOR AND CONTRIBUTORS "AS IS" AND ANY EXPRESS OR IMPLIED WARRANTIES, INCLUDING, BUT NOT LIMITED TO, THE IMPLIED WARRANTIES OF MERCHANTABILITY AND FITNESS FOR A PARTICULAR PURPOSE ARE DISCLAIMED. IN NO EVENT SHALL THE AUTHOR OR CONTRIBUTORS BE LIABLE FOR ANY DIRECT, INDIRECT, INCIDENTAL, SPECIAL, EXEMPLARY, OR CONSEQUENTIAL DAMAGES (INCLUDING, BUT NOT LIMITED TO, PROCUREMENT OF SUBSTITUTE GOODS OR SERVICES; LOSS OF USE, DATA, OR PROFITS; OR BUSINESS INTERRUPTION) HOWEVER CAUSED AND ON ANY THEORY OF LIABILITY, WHETHER IN CONTRACT, STRICT LIABILITY, OR TORT (INCLUDING NEGLIGENCE OR OTHERWISE) ARISING IN ANY WAY OUT OF THE USE OF THIS SOFTWARE, EVEN IF ADVISED OF THE POSSIBILITY OF SUCH DAMAGE.

(27) Konstantin Chuguev (--enable-newlib-iconv)

Copyright (c) 1999, 2000
Konstantin Chuguev. All rights reserved.

Redistribution and use in source and binary forms, with or without modification, are permitted provided that the following conditions are met:

1. Redistributions of source code must retain the above copyright notice, this list of conditions and the following disclaimer.
2. Redistributions in binary form must reproduce the above copyright notice, this list of conditions and the following disclaimer in the documentation and/or other materials provided with the distribution.

THIS SOFTWARE IS PROVIDED BY THE AUTHOR AND CONTRIBUTORS "AS IS" AND ANY EXPRESS OR IMPLIED WARRANTIES, INCLUDING, BUT NOT LIMITED TO, THE IMPLIED WARRANTIES OF MERCHANTABILITY AND FITNESS FOR A PARTICULAR PURPOSE ARE DISCLAIMED. IN NO EVENT SHALL THE AUTHOR OR CONTRIBUTORS BE LIABLE FOR ANY DIRECT, INDIRECT, INCIDENTAL, SPECIAL, EXEMPLARY, OR CONSEQUENTIAL DAMAGES (INCLUDING, BUT NOT LIMITED TO, PROCUREMENT OF SUBSTITUTE GOODS OR SERVICES; LOSS OF USE, DATA, OR

PROFITS; OR BUSINESS INTERRUPTION) HOWEVER CAUSED AND ON ANY THEORY OF LIABILITY, WHETHER IN CONTRACT, STRICT LIABILITY, OR TORT (INCLUDING NEGLIGENCE OR OTHERWISE) ARISING IN ANY WAY OUT OF THE USE OF THIS SOFTWARE, EVEN IF ADVISED OF THE POSSIBILITY OF SUCH DAMAGE.

iconv (Charset Conversion Library) v2.0

(28) Artem Bityuckiy (--enable-newlib-iconv)

Copyright (c) 2003, Artem B. Bityuckiy, SoftMine Corporation.
Rights transferred to Franklin Electronic Publishers.

Redistribution and use in source and binary forms, with or without modification, are permitted provided that the following conditions are met:

1. Redistributions of source code must retain the above copyright notice, this list of conditions and the following disclaimer.
2. Redistributions in binary form must reproduce the above copyright notice, this list of conditions and the following disclaimer in the documentation and/or other materials provided with the distribution.

THIS SOFTWARE IS PROVIDED BY THE AUTHOR AND CONTRIBUTORS "AS IS" AND ANY EXPRESS OR IMPLIED WARRANTIES, INCLUDING, BUT NOT LIMITED TO, THE IMPLIED WARRANTIES OF MERCHANTABILITY AND FITNESS FOR A PARTICULAR PURPOSE ARE DISCLAIMED. IN NO EVENT SHALL THE AUTHOR OR CONTRIBUTORS BE LIABLE FOR ANY DIRECT, INDIRECT, INCIDENTAL, SPECIAL, EXEMPLARY, OR CONSEQUENTIAL DAMAGES (INCLUDING, BUT NOT LIMITED TO, PROCUREMENT OF SUBSTITUTE GOODS OR SERVICES; LOSS OF USE, DATA, OR PROFITS; OR BUSINESS INTERRUPTION) HOWEVER CAUSED AND ON ANY THEORY OF LIABILITY, WHETHER IN CONTRACT, STRICT LIABILITY, OR TORT (INCLUDING NEGLIGENCE OR OTHERWISE) ARISING IN ANY WAY OUT OF THE USE OF THIS SOFTWARE, EVEN IF ADVISED OF THE POSSIBILITY OF SUCH DAMAGE.

(30) - Alex Tatmanjants (targets using libc/posix)

Copyright (c) 1995 Alex Tatmanjants
<alex@elvisti.kiev.ua>
at Electronni Visti IA, Kiev, Ukraine.
All rights reserved.

Redistribution and use in source and binary forms, with or without modification, are permitted provided that the following conditions are met:

1. Redistributions of source code must retain the above copyright notice, this list of conditions and the following disclaimer.
2. Redistributions in binary form must reproduce the above copyright notice, this list of conditions and the following disclaimer in the documentation and/or other materials provided with the distribution.

THIS SOFTWARE IS PROVIDED BY THE AUTHOR "AS IS" AND ANY EXPRESS OR IMPLIED WARRANTIES, INCLUDING, BUT NOT LIMITED TO, THE IMPLIED WARRANTIES OF MERCHANTABILITY AND FITNESS FOR A PARTICULAR PURPOSE ARE DISCLAIMED. IN NO EVENT SHALL THE AUTHOR BE LIABLE FOR ANY DIRECT, INDIRECT, INCIDENTAL, SPECIAL, EXEMPLARY, OR CONSEQUENTIAL DAMAGES (INCLUDING, BUT NOT LIMITED TO, PROCUREMENT OF SUBSTITUTE GOODS OR SERVICES; LOSS OF USE, DATA, OR PROFITS; OR BUSINESS INTERRUPTION) HOWEVER CAUSED AND ON ANY THEORY OF LIABILITY, WHETHER IN CONTRACT, STRICT LIABILITY, OR TORT (INCLUDING NEGLIGENCE OR OTHERWISE) ARISING IN ANY WAY OUT OF THE USE OF THIS SOFTWARE, EVEN IF ADVISED OF THE POSSIBILITY OF SUCH DAMAGE.

(31) - M. Warner Losh (targets using libc/posix)

Copyright (c) 1998, M. Warner Losh <imp@freebsd.org>
All rights reserved.

Redistribution and use in source and binary forms, with or without modification, are permitted provided that the following conditions are met:

1. Redistributions of source code must retain the above copyright notice, this list of conditions and the following disclaimer.
2. Redistributions in binary form must reproduce the above copyright notice, this list of conditions and the following disclaimer in the documentation and/or other materials provided with the distribution.

THIS SOFTWARE IS PROVIDED BY THE AUTHOR AND CONTRIBUTORS "AS IS" AND ANY EXPRESS OR IMPLIED WARRANTIES, INCLUDING, BUT NOT LIMITED TO, THE IMPLIED WARRANTIES OF MERCHANTABILITY AND FITNESS FOR A PARTICULAR PURPOSE ARE DISCLAIMED. IN NO EVENT SHALL THE AUTHOR OR CONTRIBUTORS BE LIABLE FOR ANY DIRECT, INDIRECT, INCIDENTAL, SPECIAL, EXEMPLARY, OR CONSEQUENTIAL DAMAGES (INCLUDING, BUT NOT LIMITED TO, PROCUREMENT OF SUBSTITUTE GOODS OR SERVICES; LOSS OF USE, DATA, OR PROFITS; OR BUSINESS INTERRUPTION) HOWEVER CAUSED AND ON ANY THEORY OF LIABILITY, WHETHER IN CONTRACT, STRICT LIABILITY, OR TORT (INCLUDING NEGLIGENCE OR OTHERWISE) ARISING IN ANY WAY OUT OF THE USE OF THIS SOFTWARE, EVEN IF ADVISED OF THE POSSIBILITY OF SUCH DAMAGE.

(32) - Andrey A. Chernov (targets using libc/posix)

Copyright (C) 1996 by Andrey A. Chernov, Moscow, Russia.
All rights reserved.

Redistribution and use in source and binary forms, with or without modification, are permitted provided that the following conditions are met:

1. Redistributions of source code must retain the above copyright notice, this list of conditions and the following disclaimer.
2. Redistributions in binary form must reproduce the above copyright notice, this list of conditions and the following disclaimer in the documentation and/or other materials provided with the distribution.

THIS SOFTWARE IS PROVIDED BY THE AUTHOR "AS IS" AND ANY EXPRESS OR IMPLIED WARRANTIES, INCLUDING, BUT NOT LIMITED TO, THE IMPLIED WARRANTIES OF MERCHANTABILITY AND FITNESS FOR A PARTICULAR PURPOSE ARE DISCLAIMED. IN NO EVENT SHALL THE REGENTS OR CONTRIBUTORS BE LIABLE FOR ANY DIRECT, INDIRECT, INCIDENTAL, SPECIAL, EXEMPLARY, OR CONSEQUENTIAL DAMAGES (INCLUDING, BUT NOT LIMITED TO, PROCUREMENT OF SUBSTITUTE GOODS OR SERVICES; LOSS OF USE, DATA, OR PROFITS; OR BUSINESS INTERRUPTION) HOWEVER CAUSED AND ON ANY THEORY OF LIABILITY, WHETHER IN CONTRACT, STRICT LIABILITY, OR TORT (INCLUDING NEGLIGENCE OR OTHERWISE) ARISING IN ANY WAY OUT OF THE USE OF THIS SOFTWARE, EVEN IF ADVISED OF THE POSSIBILITY OF SUCH DAMAGE.

(33) - Daniel Eischen (targets using libc/posix)

Copyright (c) 2001 Daniel Eischen
<deischen@FreeBSD.org>
All rights reserved.

Redistribution and use in source and binary forms, with or without modification, are permitted provided that the following conditions are met:

1. Redistributions of source code must retain the above copyright notice, this list of conditions and the following disclaimer.
2. Redistributions in binary form must reproduce the above copyright notice, this list of conditions and the following disclaimer in the documentation and/or other materials provided with the distribution.

THIS SOFTWARE IS PROVIDED BY THE AUTHOR AND CONTRIBUTORS "AS IS" AND ANY EXPRESS OR IMPLIED WARRANTIES, INCLUDING, BUT NOT LIMITED TO, THE IMPLIED WARRANTIES OF MERCHANTABILITY AND FITNESS FOR A PARTICULAR PURPOSE ARE DISCLAIMED. IN NO EVENT SHALL THE REGENTS OR CONTRIBUTORS BE LIABLE FOR ANY DIRECT, INDIRECT, INCIDENTAL, SPECIAL, EXEMPLARY, OR CONSEQUENTIAL DAMAGES (INCLUDING, BUT NOT LIMITED TO, PROCUREMENT OF SUBSTITUTE GOODS OR SERVICES; LOSS OF USE, DATA, OR PROFITS; OR BUSINESS INTERRUPTION) HOWEVER CAUSED AND ON ANY THEORY OF LIABILITY, WHETHER IN CONTRACT, STRICT LIABILITY, OR TORT (INCLUDING NEGLIGENCE OR OTHERWISE) ARISING IN ANY WAY OUT OF THE USE OF THIS SOFTWARE, EVEN IF ADVISED OF THE POSSIBILITY OF SUCH DAMAGE.

Panasonic SmartApp+ (continued)

Copyright, etc. (continued)

(35) - ARM Ltd (arm and thumb variant targets only)

Copyright (c) 2009-2015 ARM Ltd
All rights reserved.

Redistribution and use in source and binary forms, with or without modification, are permitted provided that the following conditions are met:

1. Redistributions of source code must retain the above copyright notice, this list of conditions and the following disclaimer.
2. Redistributions in binary form must reproduce the above copyright notice, this list of conditions and the following disclaimer in the documentation and/or other materials provided with the distribution.
3. The name of the company may not be used to endorse or promote products derived from this software without specific prior written permission.

THIS SOFTWARE IS PROVIDED BY ARM LTD "AS IS" AND ANY EXPRESS OR IMPLIED WARRANTIES, INCLUDING, BUT NOT LIMITED TO, THE IMPLIED WARRANTIES OF MERCHANTABILITY AND FITNESS FOR A PARTICULAR PURPOSE ARE DISCLAIMED. IN NO EVENT SHALL ARM LTD BE LIABLE FOR ANY DIRECT, INDIRECT, INCIDENTAL, SPECIAL, EXEMPLARY, OR CONSEQUENTIAL DAMAGES (INCLUDING, BUT NOT LIMITED TO, PROCUREMENT OF SUBSTITUTE GOODS OR SERVICES; LOSS OF USE, DATA, OR PROFITS; OR BUSINESS INTERRUPTION) HOWEVER CAUSED AND ON ANY THEORY OF LIABILITY, WHETHER IN CONTRACT, STRICT LIABILITY, OR TORT (INCLUDING NEGLIGENCE OR OTHERWISE) ARISING IN ANY WAY OUT OF THE USE OF THIS SOFTWARE, EVEN IF ADVISED OF THE POSSIBILITY OF SUCH DAMAGE.

(41) Ed Schouten - Free BSD

Copyright (c) 2008 Ed Schouten <ed@FreeBSD.org>
All rights reserved.

Redistribution and use in source and binary forms, with or without modification, are permitted provided that the following conditions are met:

1. Redistributions of source code must retain the above copyright notice, this list of conditions and the following disclaimer.
2. Redistributions in binary form must reproduce the above copyright notice, this list of conditions and the following disclaimer in the documentation and/or other materials provided with the distribution.

THIS SOFTWARE IS PROVIDED BY THE AUTHOR AND CONTRIBUTORS "AS IS" AND ANY EXPRESS OR IMPLIED WARRANTIES, INCLUDING, BUT NOT LIMITED TO, THE IMPLIED WARRANTIES OF MERCHANTABILITY AND FITNESS FOR A PARTICULAR PURPOSE ARE DISCLAIMED. IN NO EVENT SHALL THE AUTHOR OR CONTRIBUTORS BE LIABLE FOR ANY DIRECT, INDIRECT, INCIDENTAL, SPECIAL, EXEMPLARY, OR CONSEQUENTIAL DAMAGES (INCLUDING, BUT

NOT LIMITED TO, PROCUREMENT OF SUBSTITUTE GOODS OR SERVICES; LOSS OF USE, DATA, OR PROFITS; OR BUSINESS INTERRUPTION) HOWEVER CAUSED AND ON ANY THEORY OF LIABILITY, WHETHER IN CONTRACT, STRICT LIABILITY, OR TORT (INCLUDING NEGLIGENCE OR OTHERWISE) ARISING IN ANY WAY OUT OF THE USE OF THIS SOFTWARE, EVEN IF ADVISED OF THE POSSIBILITY OF SUCH DAMAGE.

easy-ecc

Copyright (c) 2013, Kenneth MacKay
All rights reserved.

Redistribution and use in source and binary forms, with or without modification, are permitted provided that the following conditions are met:

- * Redistributions of source code must retain the above copyright notice, this list of conditions and the following disclaimer.
- * Redistributions in binary form must reproduce the above copyright notice, this list of conditions and the following disclaimer in the documentation and/or other materials provided with the distribution.

THIS SOFTWARE IS PROVIDED BY THE COPYRIGHT HOLDERS AND CONTRIBUTORS "AS IS" AND ANY EXPRESS OR IMPLIED WARRANTIES, INCLUDING, BUT NOT LIMITED TO, THE IMPLIED WARRANTIES OF MERCHANTABILITY AND FITNESS FOR A PARTICULAR PURPOSE ARE DISCLAIMED. IN NO EVENT SHALL THE COPYRIGHT HOLDER OR CONTRIBUTORS BE LIABLE FOR ANY DIRECT, INDIRECT, INCIDENTAL, SPECIAL, EXEMPLARY, OR CONSEQUENTIAL DAMAGES (INCLUDING, BUT NOT LIMITED TO, PROCUREMENT OF SUBSTITUTE GOODS OR SERVICES; LOSS OF USE, DATA, OR PROFITS; OR BUSINESS INTERRUPTION) HOWEVER CAUSED AND ON ANY THEORY OF LIABILITY, WHETHER IN CONTRACT, STRICT LIABILITY, OR TORT (INCLUDING NEGLIGENCE OR OTHERWISE) ARISING IN ANY WAY OUT OF THE USE OF THIS SOFTWARE, EVEN IF ADVISED OF THE POSSIBILITY OF SUCH DAMAGE.

Specifications

		NA-S157FW1
Rated voltage (V)		220 - 240
Rated frequency (Hz)		50
Maximum energy rated power input (W)		1600 - 1900
Heating energy rates power input (W)	For washing	1445 - 1710
	For drying	905 - 1090
Maximum spin speed (r/min)		1400
Product dimensions (W x D x H) (mm)		596 × 585 × 845
Product weight (kg)		70
Maximum mass of dry cloth (Wash) (kg)		11.5
Maximum mass of dry cloth (Dry) (kg)		7.0
Pressure of tap water (MPa)		0.01 - 1

