



## QUICK START GUIDE

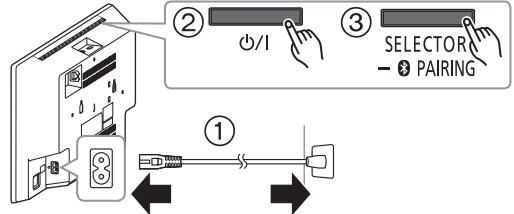
TQZJ838-1  
L0318KQ1048

Before using this product, please read the safety precautions in the Operating Instructions.

### Get connected

#### 1 Switch on the unit.

- ① Connect the AC mains lead to the household mains socket.
- ② Press [  ].
- ③ Press [SELECTOR/  PAIRING] repeatedly to select "NETWORK".



#### 2 Download and open the "Google Home" app on a phone or tablet.

Set up SC-HC2020 by following the on-screen instructions.

Visit <https://www.google.com/cast/setup/>



### Enjoy music

#### Enjoy music streaming

You can cast music from hundreds of Chromecast-enabled audio apps: [g.co/cast/apps](http://g.co/cast/apps)



#### Enjoy music files and advanced features



Enjoy music files on your phone/tablet/music server and advanced features via "Panasonic Music Control" App.



Google, Google Home, Google Play, Chromecast, Chromecast built-in and other related marks and logos are trademarks of Google LLC.

Apple and the Apple logo are trademarks of Apple Inc., registered in the U.S. and other countries. App Store is a service mark of Apple Inc., registered in the U.S. and other countries.

The operations and on-screen display items, etc. of the app "Panasonic Music Control" are subject to change.

For the latest information, visit <http://panasonic.jp/support/global/cs/audio/app/> (This site is in English only.)

(Availability and performance of certain features, services and applications are device- and network-dependent and may not be available in all countries/regions; subscription(s) may be required, and additional terms, conditions and/or changes may apply.)