

Multi-switch complete management  
all in one plate.



## MULTI GANG PLATE

**WNG5001-791 X 9**


1Way Switch  
**WN6009W** (Plate)  
9-Gang Plate  
Beige



Combination Model number  
**WNGP5190630**

**WNG5001-791 X 9**

1Way Switch  
**WN6509K-8** (Plate)  
9-Gang Plate  
Metal



Combination Model number  
**WNGP5190630S**

**WNG5001-791 X 12**


1Way Switch  
**WN6012W8** (Plate)  
12-Gang Plate  
Beige



Combination Model number  
**LW1153BW**

**WNG5001-791 X 12**

1Way Switch  
**WN6512K-8** (Plate)  
12-Gang Plate  
Metal



Combination Model number  
**LW5153BS**

**WNG5001-791 X 15**


1Way Switch  
**WN6015W8** (Plate)  
15-Gang Plate  
Beige



Combination Model number  
**LW1154EW**

**WNG5001-791 X 15**

1Way Switch  
**WN6515K-8** (Plate)  
15-Gang Plate  
Metal



Combination Model number  
**LW5154BS**

**WNG5001-791 X 18**

1Way Switch  
**WN6518K-8** (Plate)  
18-Gang Plate  
Metal



Combination Model number  
**LW5154FS**

S I M P L U S  
BS-TYPE

FULL-COLOR WIDE SERIES  
for HOTEL

WEATHER PROOF COVER /  
DOOR CHIME

MULTI GANG PLATE